

COLLEGE of CHARLESTON

2016 1-Year Post-Graduation Survey Results Class of 2014-2015

Background

- ❖ 2,173 alumni invited to participate.
- ❖ 257 responses; response rate of 12%.
- ❖ Survey emailed to students who graduated in August 2014, December 2014, and May 2015 with a B.A., B.S., or A.B. Degree.
- ❖ Survey administered November 18, 2016 - December 19, 2016 using Qualtrics online survey tool.

Current Employment

- ❖ 63% of respondents are currently employed full-time.
- ❖ 10% of respondents are employed part-time or have multiple jobs.
- ❖ 16% of respondents are employed in the marketing, sales, and service fields.
- ❖ 66% of respondents have a job that requires at least a Bachelor's Degree.
- ❖ 25% of respondents' current annual income range is \$30,000 - \$39,999.
- ❖ 59% of respondents' employment is moderately or highly related to their major.

Employment History

- ❖ 82% of respondents were able to find their first full-time position while enrolled as an undergraduate or during the first six months after graduation.
- ❖ 60% of respondents' first full-time job was in South Carolina.
- ❖ 50% of respondents received 1-2 job offers for full-time employment prior to graduation.

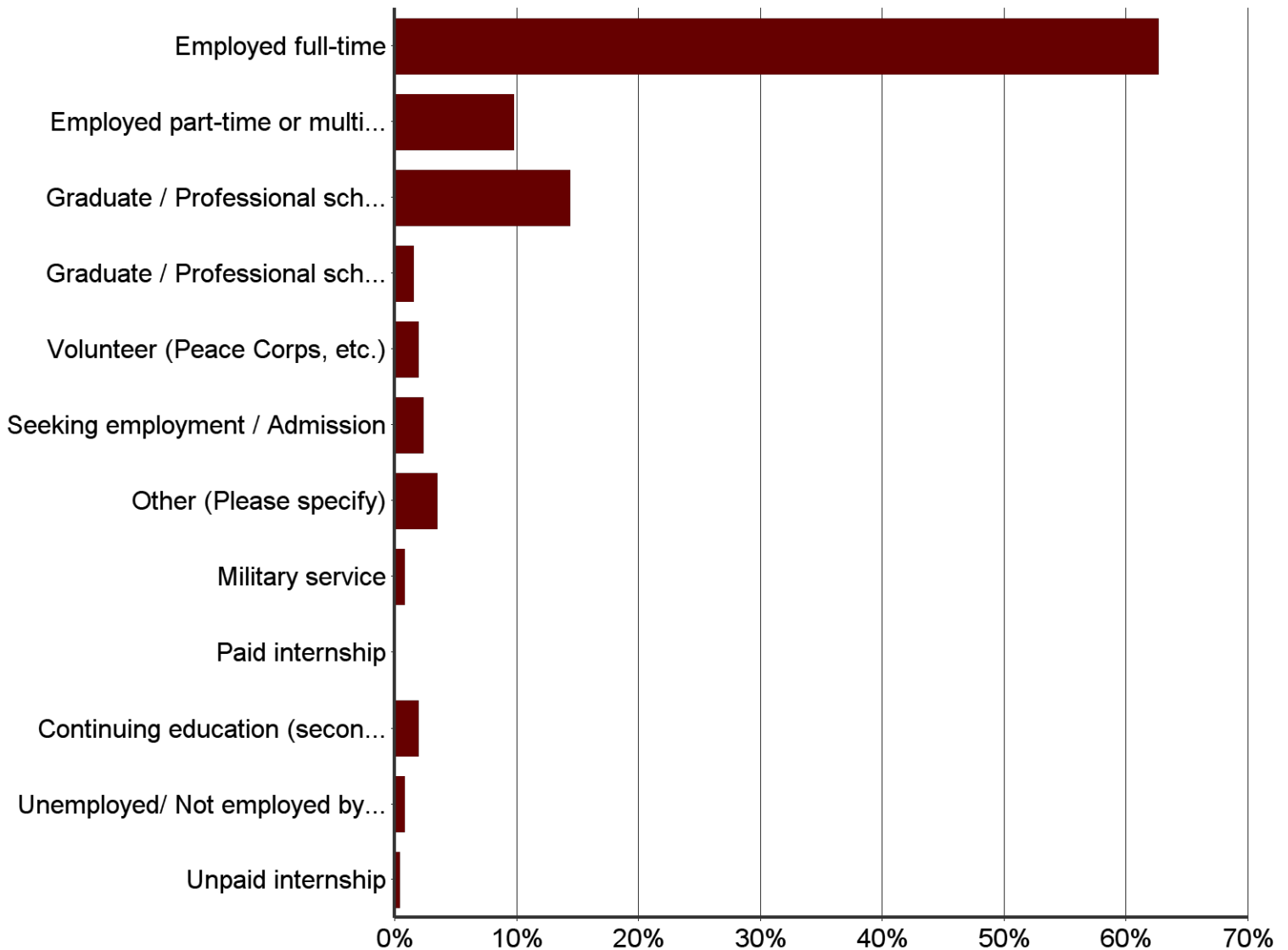
Graduate/Professional School

- ❖ 16% of respondents are attending graduate/professional school full-time or part-time.
- ❖ 25% of respondents continuing their education received an assistantship or fellowship.
- ❖ 66% of respondents are seeking further education because they believe their career goals can only be obtained through further education.

College of Charleston Undergraduate Experience

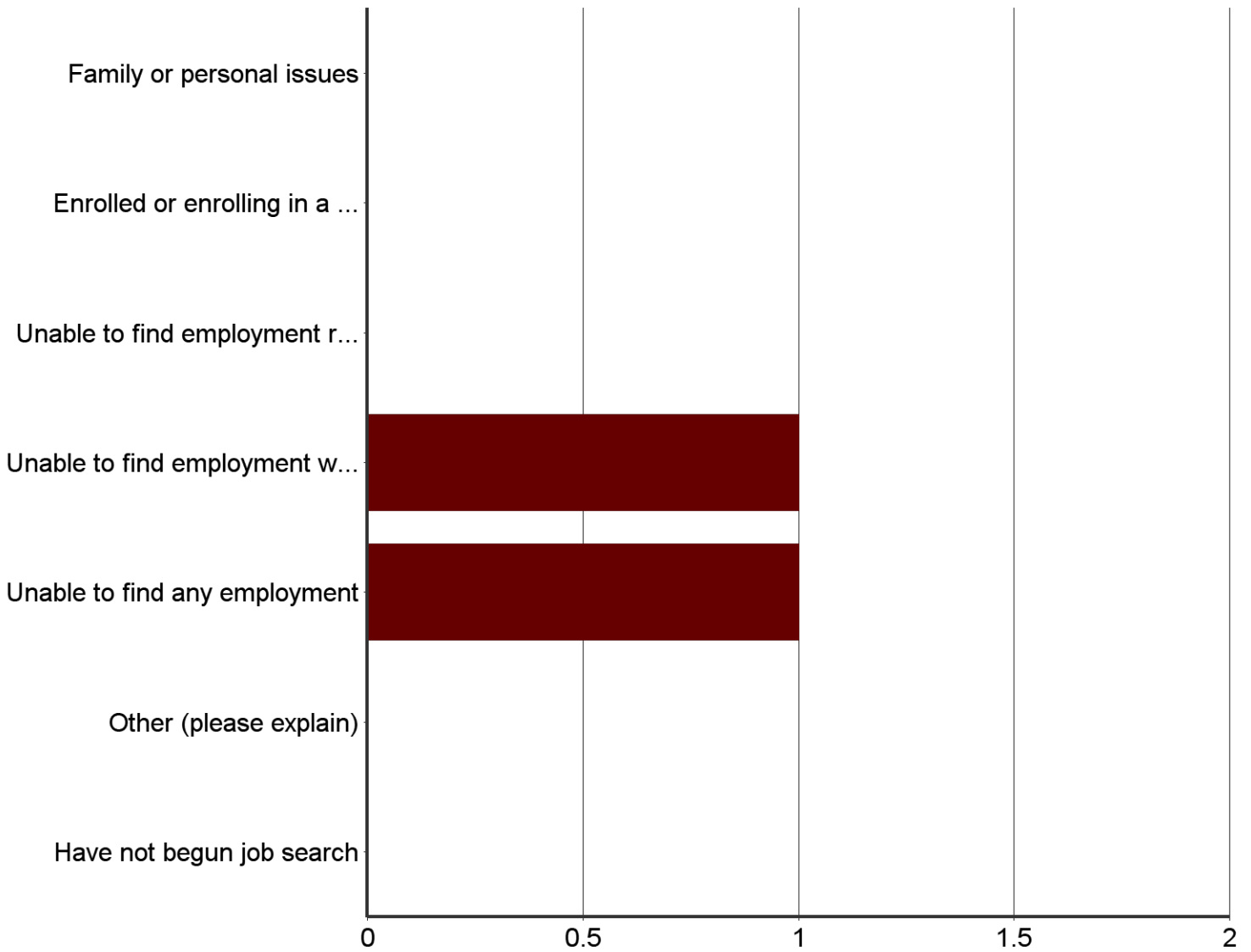
- ❖ 84% of respondents were satisfied or very satisfied with their overall academic experience.
- ❖ 70% of respondents would choose the same major field of study again.
- ❖ 83% of respondents would choose to attend the College of Charleston again.
- ❖ 44% of respondents graduated with no student loans.

College of Charleston 2016 Survey Results: Class of 2014-2015 Respondents' Current Status



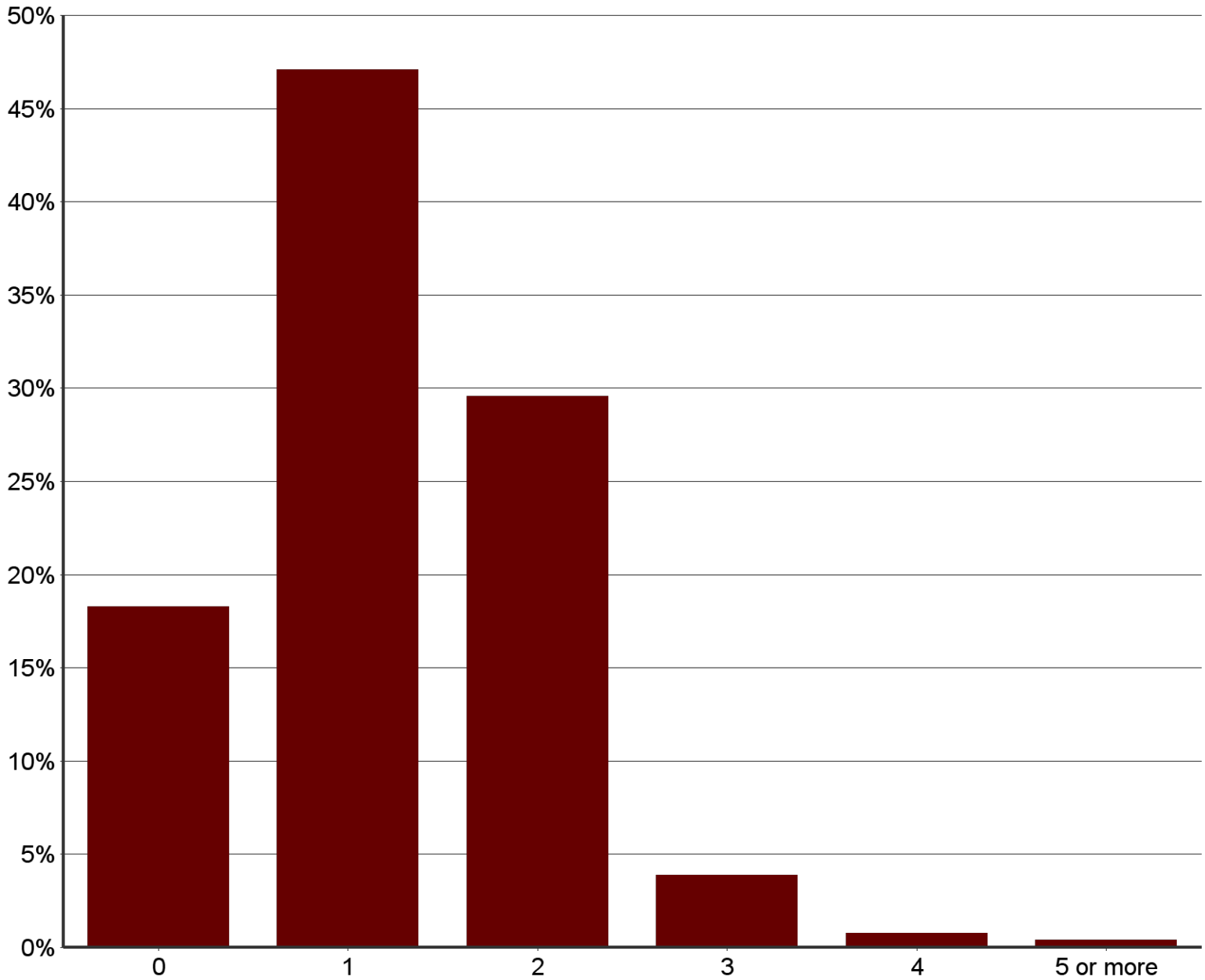
| Current Status | N | % |
|---|------------|----------------|
| Employed full-time | 161 | 62.65% |
| Employed part-time or multiple jobs | 25 | 9.73% |
| Graduate / Professional school, full-time | 37 | 14.40% |
| Graduate / Professional school, part-time | 4 | 1.56% |
| Volunteer (Peace Corps, etc.) | 5 | 1.95% |
| Seeking employment / Admission to graduate school | 6 | 2.33% |
| Other (Please specify) | 9 | 3.50% |
| Military service | 2 | 0.78% |
| Paid internship | 0 | 0.00% |
| Continuing education (second bachelor's, certification program, etc.) | 5 | 1.95% |
| Unemployed/ Not employed by choice | 2 | 0.78% |
| Unpaid internship | 1 | 0.39% |
| Total | 257 | 100.00% |

College of Charleston 2016 Survey Results: Class of 2014-2015 Respondents' Reason for Unemployment



| Reason for being Unemployed or not Employed by Choice | N | % |
|--|----------|----------------|
| Family or personal issues | 0 | 0.00% |
| Enrolled or enrolling in a degree or certificate program | 0 | 0.00% |
| Unable to find employment related to career goals or area of study | 0 | 0.00% |
| Unable to find employment with sufficient level of pay | 1 | 50.00% |
| Unable to find any employment | 1 | 50.00% |
| Other (please explain) | 0 | 0.00% |
| Have not begun job search | 0 | 0.00% |
| Total | 2 | 100.00% |

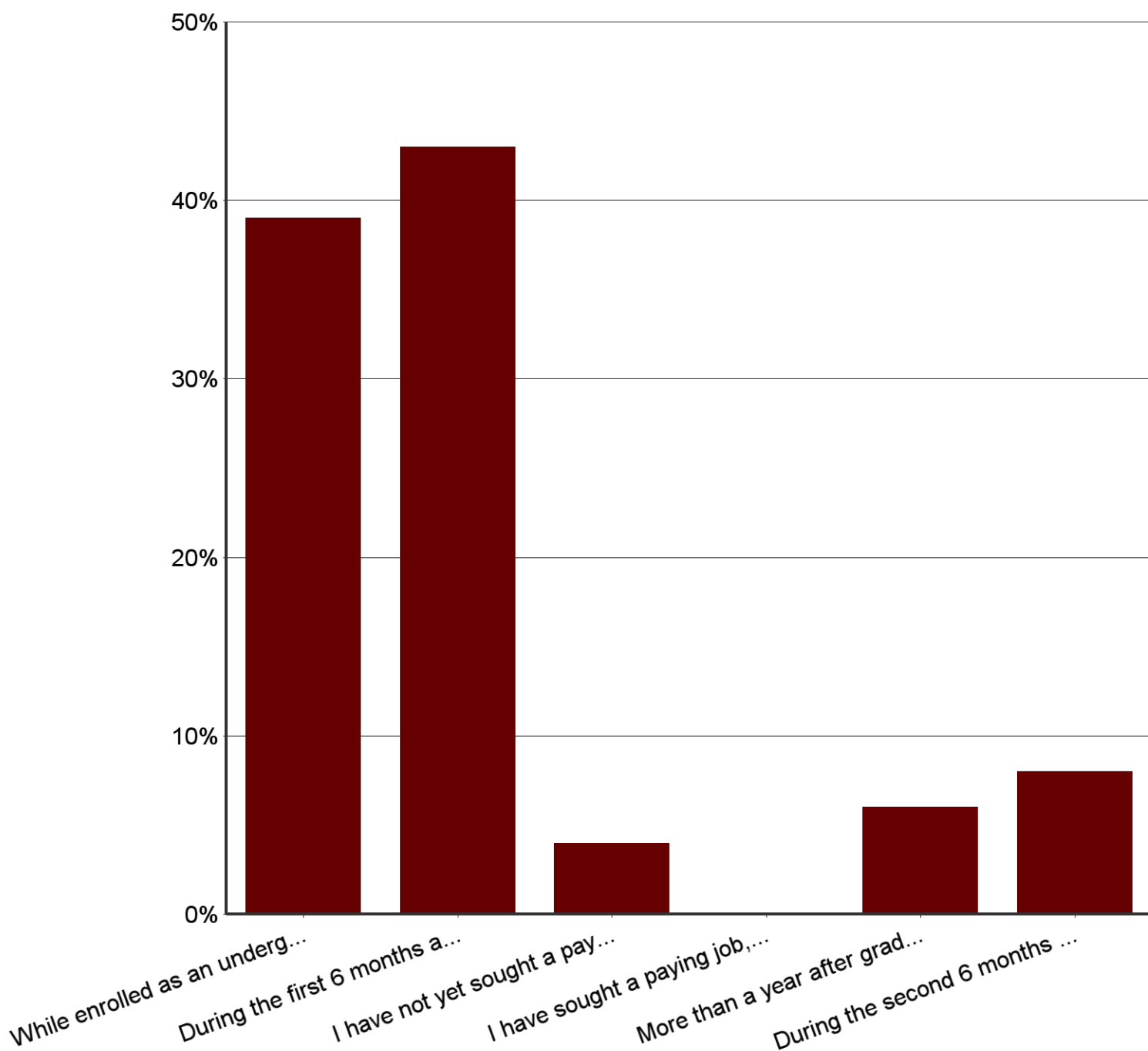
College of Charleston 2016 Alumni Survey Results: Class of 2014-2015 Respondents' Number of Full-Time Jobs Held Since Graduation



| Number of Full-Time Jobs since Graduation | N | % |
|---|-----|--------|
| 0 | 47 | 18.29% |
| 1 | 121 | 47.08% |
| 2 | 76 | 29.57% |
| 3 | 10 | 3.89% |
| 4 | 2 | 0.78% |
| 5 or more | 1 | 0.39% |

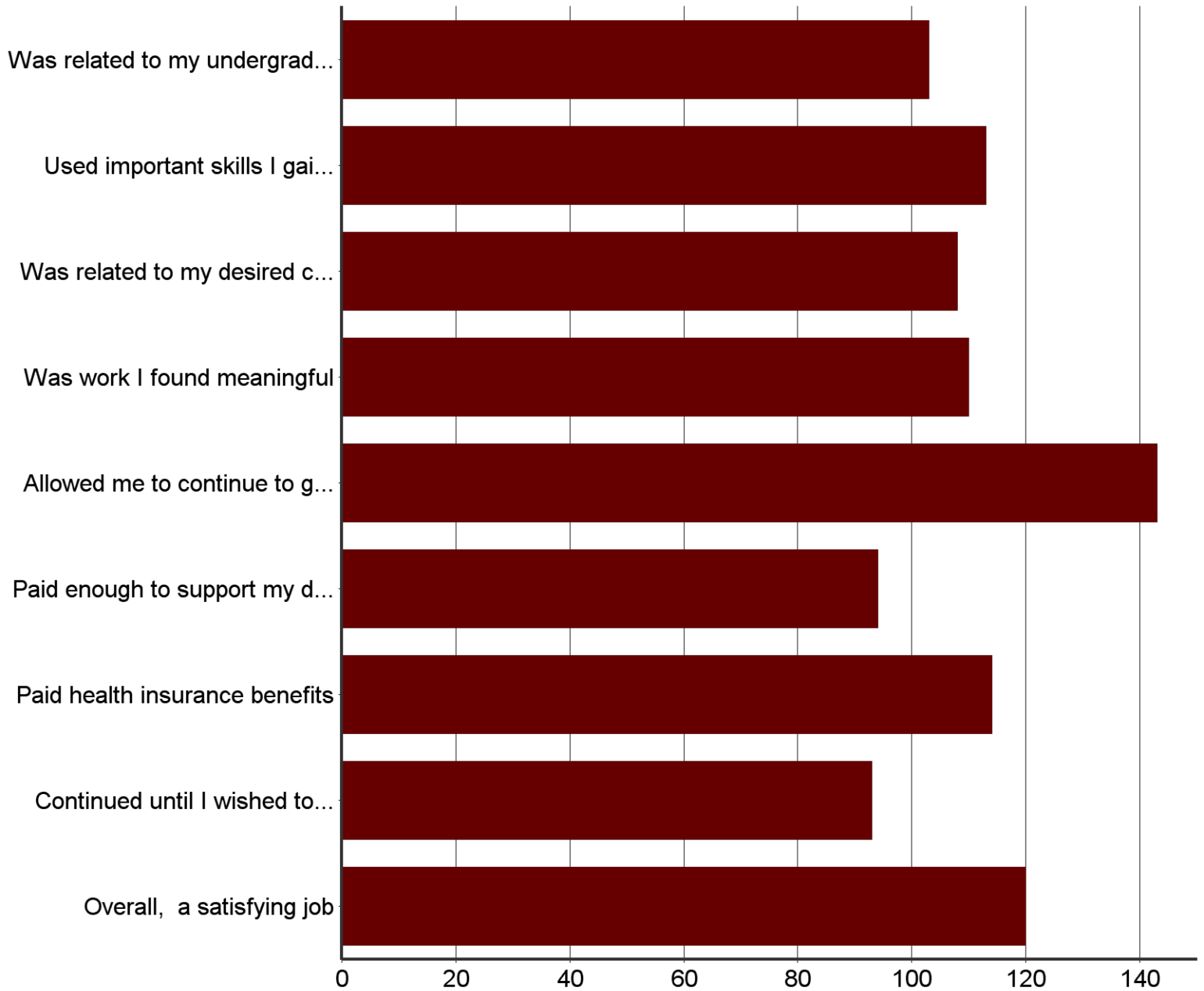
College of Charleston 2016 Alumni Survey Results: Class of 2014-2015

Time Taken for Respondents' to Find First Full-Time Job After Graduation



| Time Taken to Find First Full-Time Job After Graduation | N | % |
|---|------------|----------------|
| While enrolled as an undergraduate | 78 | 39.00% |
| During the first 6 months after graduation | 86 | 43.00% |
| I have not yet sought a paying job; I am a full-time student or engaged in other activities | 8 | 4.00% |
| I have sought a paying job, but I have not yet found one | 0 | 0.00% |
| More than a year after graduation | 12 | 6.00% |
| During the second 6 months after graduation | 16 | 8.00% |
| Total | 200 | 100.00% |

College of Charleston 2016 Alumni Survey Results: Class of 2014-2015 Respondents' First Full-Time Job After Graduation

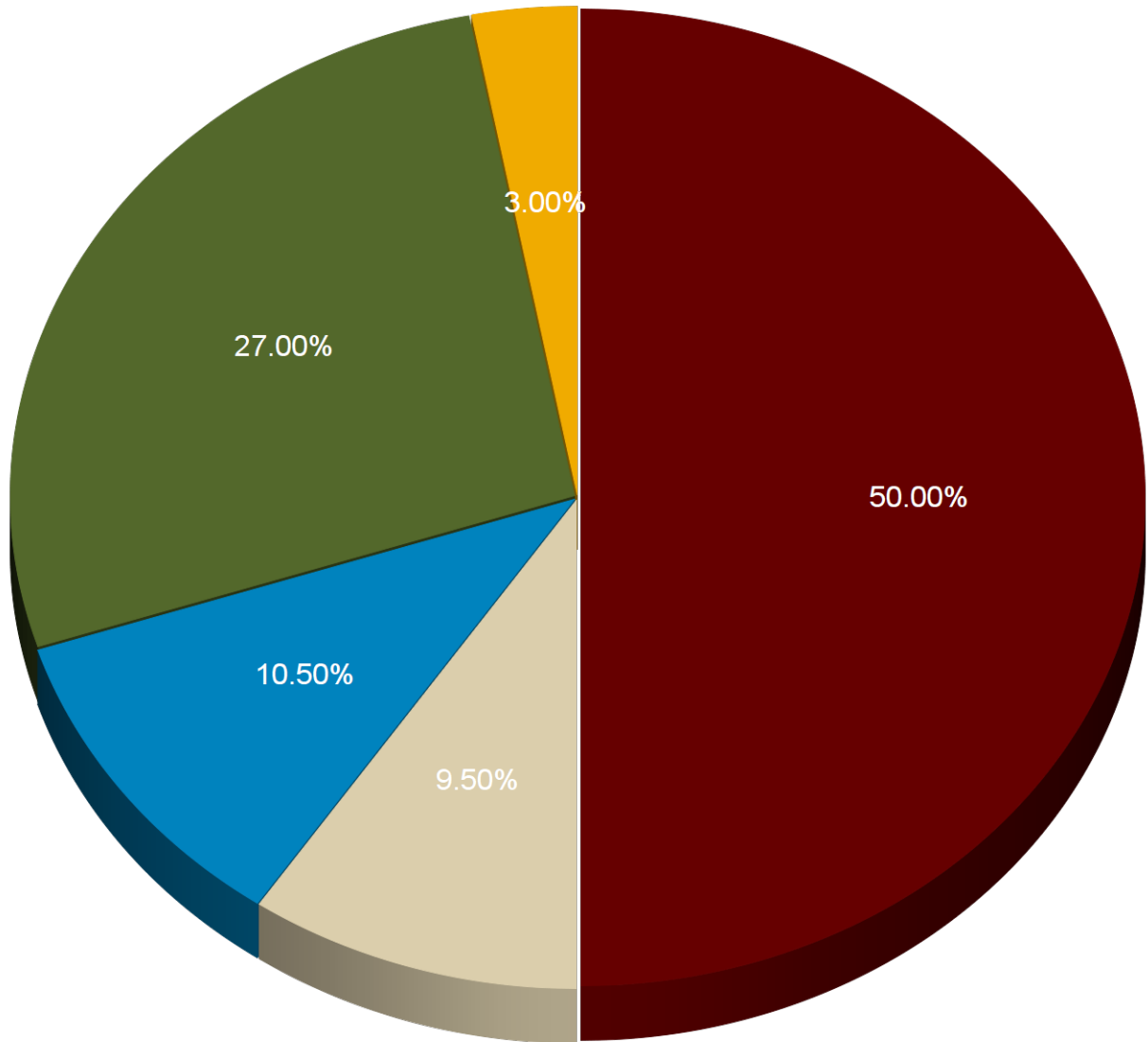


| Description of First Full-Time Job After Graduation | N |
|---|-----|
| Was related to my undergraduate major | 103 |
| Used important skills I gained as an undergraduate | 113 |
| Was related to my desired career path | 108 |
| Was work I found meaningful | 110 |
| Allowed me to continue to grow and learn | 143 |
| Paid enough to support my desired lifestyle | 94 |
| Paid health insurance benefits | 114 |
| Continued until I wished to leave | 93 |
| Overall, a satisfying job | 120 |

College of Charleston 2016 Alumni Survey Results: Class of 2014-2015

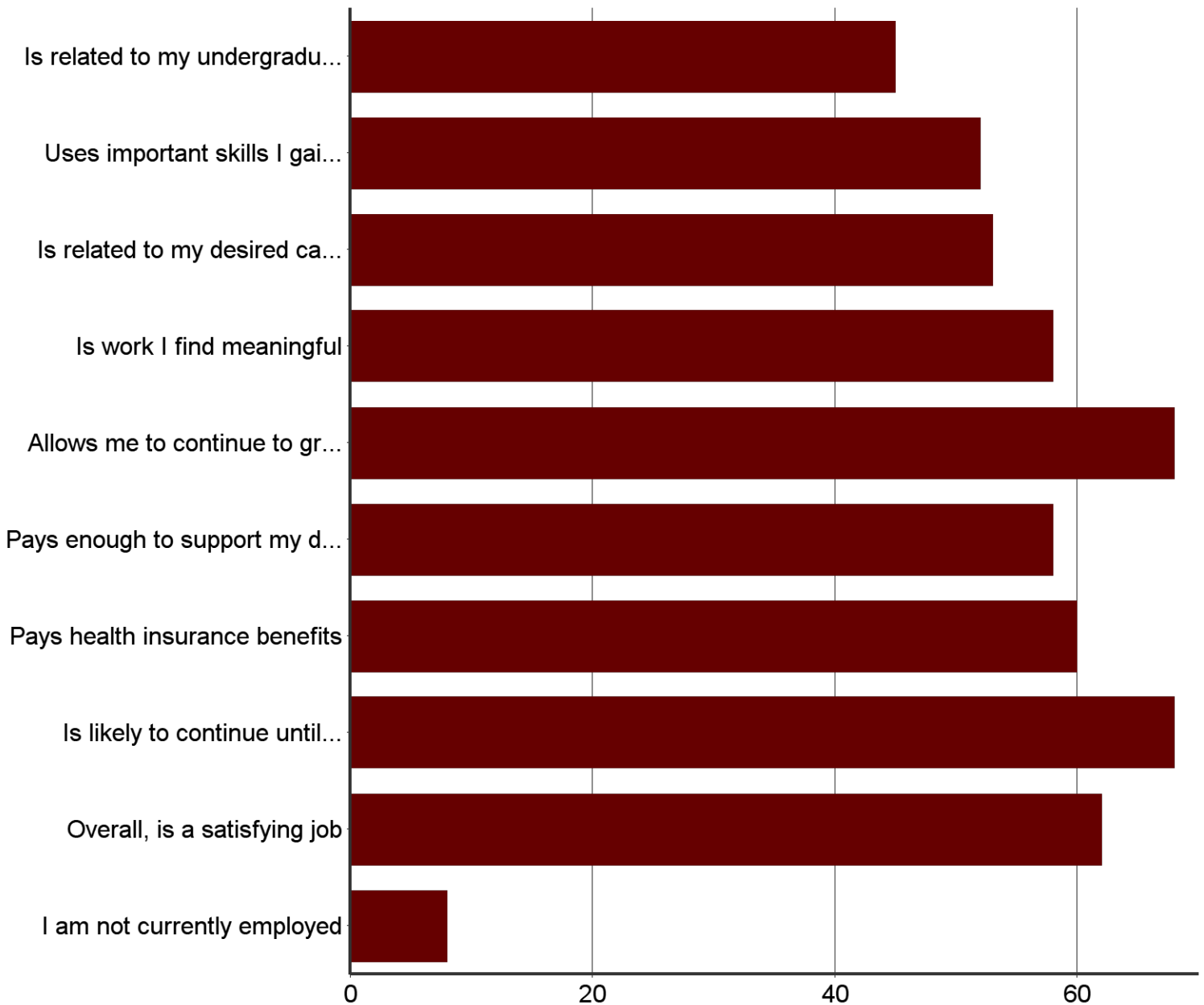
Location of First Full-Time Job After Graduation

■ S.C. - Tri-county
 ■ S.C. - outside tri-county
 ■ Southeast - outside S.C.
 ■ US - outside southeast
 ■ Overseas



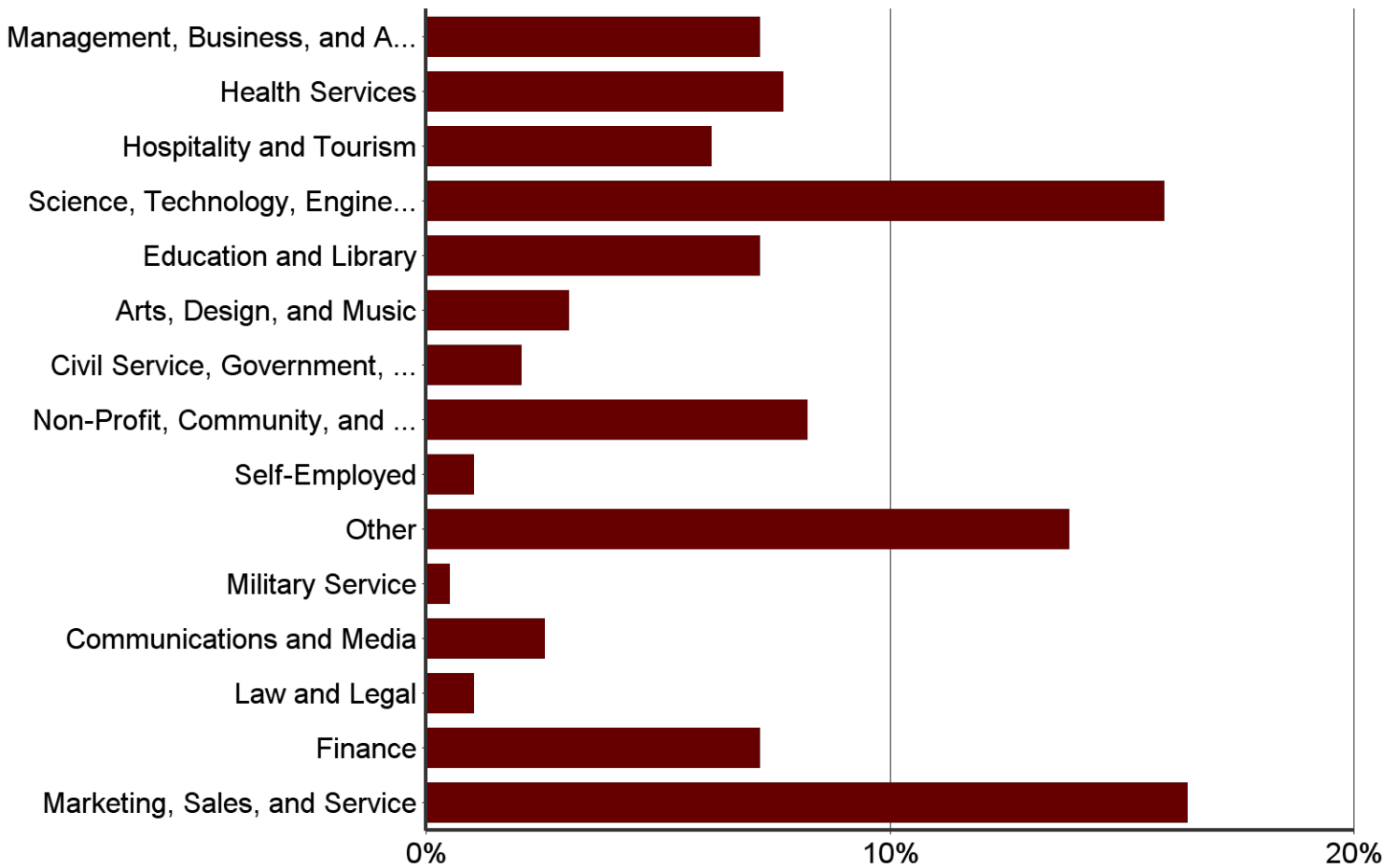
| Location of First Full-Time Job After Graduation | N | % |
|--|-----|---------|
| S.C. - Tri-county | 100 | 50.00% |
| S.C. - outside tri-county | 19 | 9.50% |
| Southeast - outside S.C. | 21 | 10.50% |
| US - outside southeast | 54 | 27.00% |
| Overseas | 6 | 3.00% |
| Total | 200 | 100.00% |

College of Charleston 2016 Alumni Survey Results: Class of 2014-2015 Respondents' Current Job



| Respondents' Current Job | | N |
|--|--|----|
| Is related to my undergraduate major | | 45 |
| Uses important skills I gained as an undergraduate | | 52 |
| Is related to my desired career path | | 53 |
| Is work I find meaningful | | 58 |
| Allows me to continue to grow and learn | | 68 |
| Pays enough to support my desired lifestyle | | 58 |
| Pays health insurance benefits | | 60 |
| Is likely to continue until I wish to leave | | 68 |
| Overall, is a satisfying job | | 62 |
| I am not currently employed | | 8 |

College of Charleston 2016 Survey Results: Class of 2014-2015 Respondents' Current Employment Field

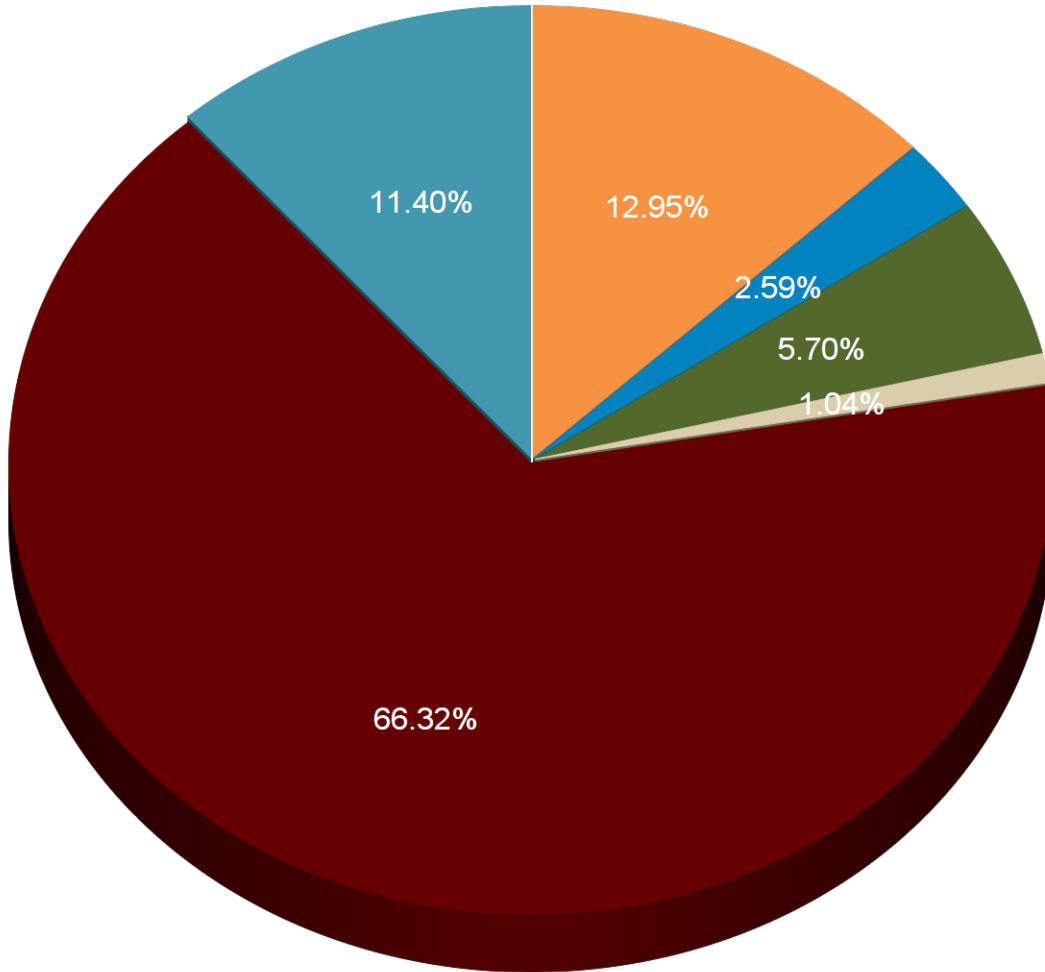


| Description of Respondents' Current Employment | N | % |
|--|----|--------|
| Management, Business, and Administration | 14 | 7.18% |
| Health Services | 15 | 7.69% |
| Hospitality and Tourism | 12 | 6.15% |
| Science, Technology, Engineering, and Math | 31 | 15.90% |
| Education and Library | 14 | 7.18% |
| Arts, Design, and Music | 6 | 3.08% |
| Civil Service, Government, and Public Administration | 4 | 2.05% |
| Non-Profit, Community, and Social Service | 16 | 8.21% |
| Self-Employed | 2 | 1.03% |
| Other | 27 | 13.85% |
| Military Service | 1 | 0.51% |
| Communications and Media | 5 | 2.56% |
| Law and Legal | 2 | 1.03% |
| Finance | 14 | 7.18% |
| Marketing, Sales, and Service | 32 | 16.41% |

College of Charleston 2016 Survey Results: Class of 2014-2015

Minimum Educational Requirements for Respondents' Current Employment Position

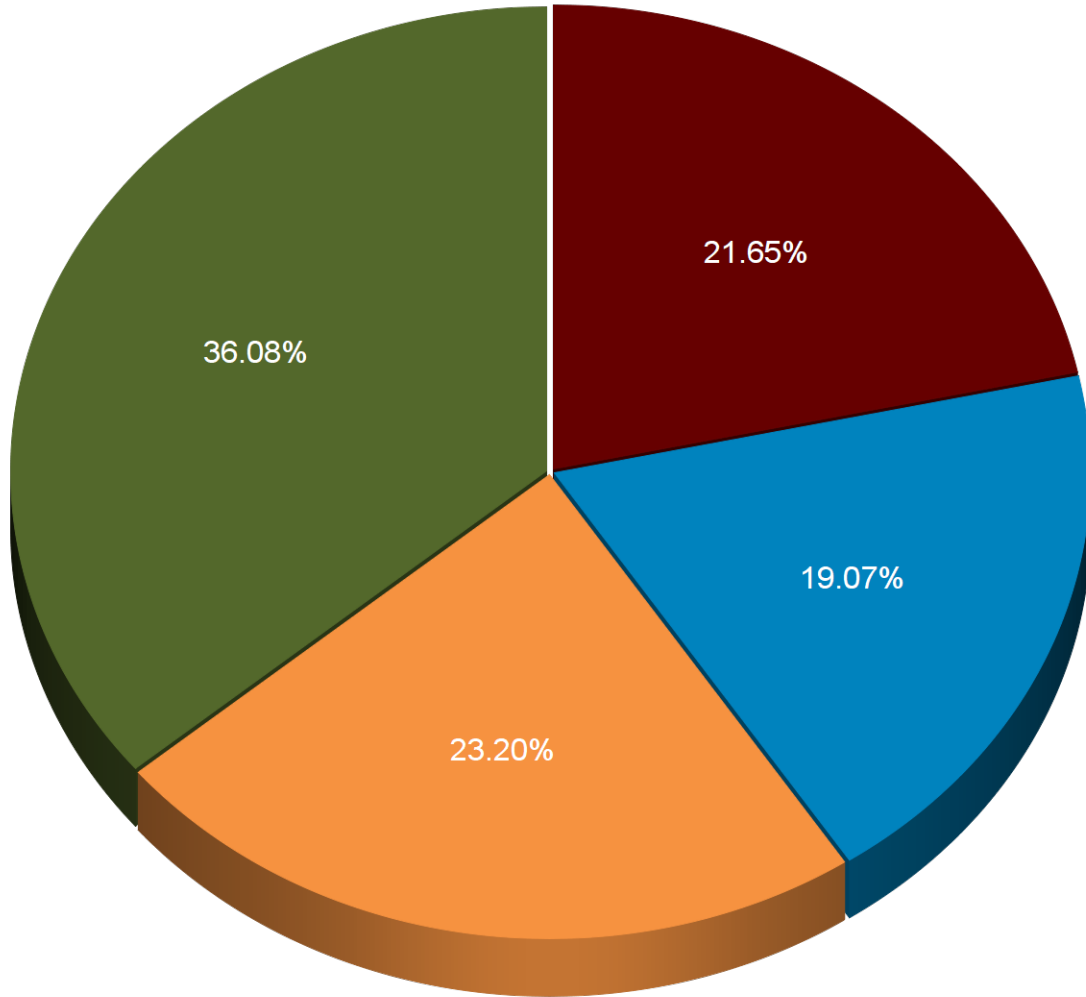
■ High school diploma or less
 ■ Certificate program or 1 year of college
 ■ Associate degree or 2 years of college
■ Graduate degree
 ■ Bachelor's degree
 ■ Uncertain



| Minimum Educational Requirements for Respondents' Current Position | N | % |
|--|------------|----------------|
| High school diploma or less | 25 | 12.95% |
| Certificate program or 1 year of college | 5 | 2.59% |
| Associate degree or 2 years of college | 11 | 5.70% |
| Graduate degree | 2 | 1.04% |
| Bachelor's degree | 128 | 66.32% |
| Uncertain | 22 | 11.40% |
| Total | 193 | 100.00% |

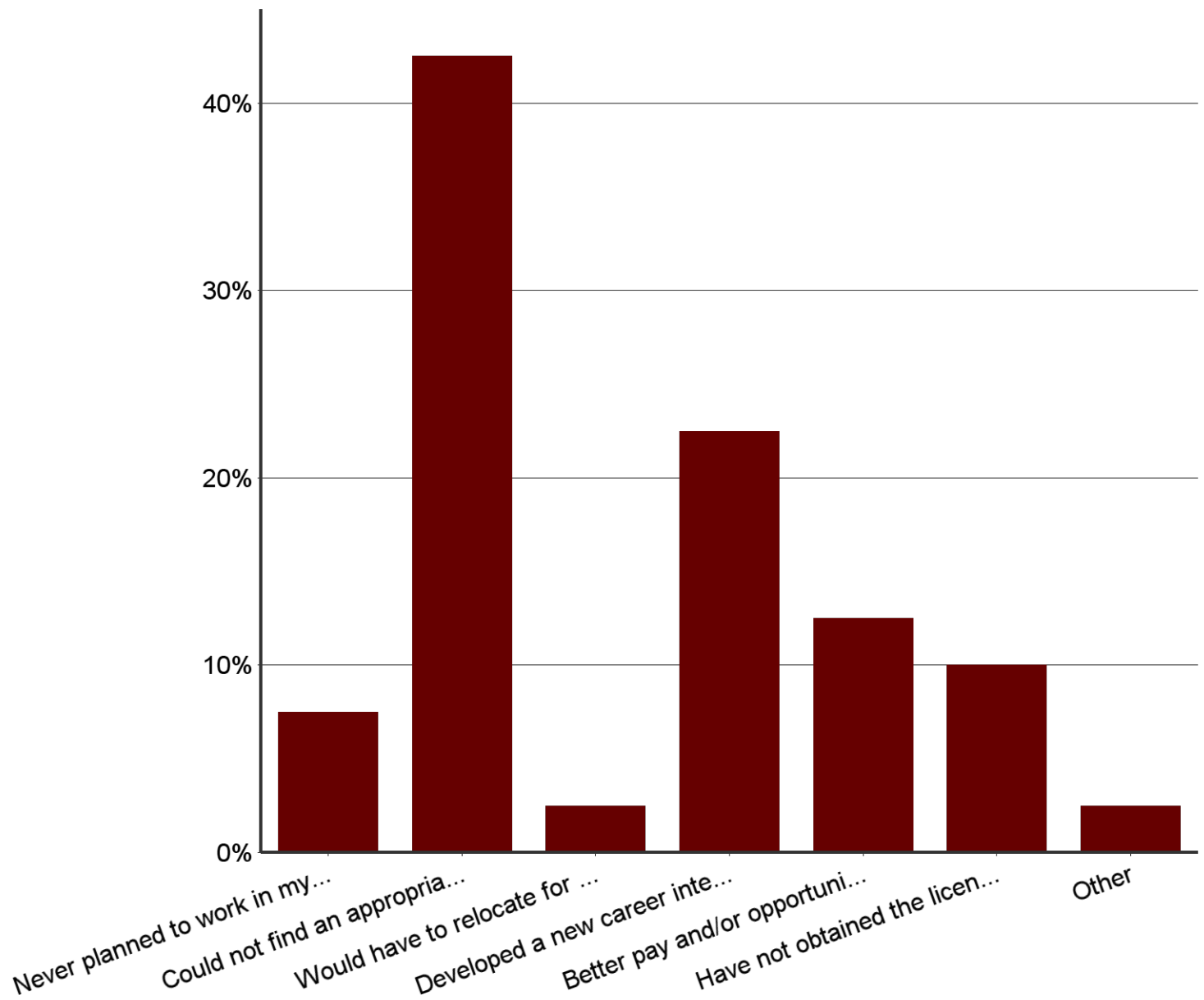
College of Charleston 2016 Alumni Survey Results: Class of 2014-2015 Relationship Between Respondents' Major and Current Employment

■ Not related
 ■ Slightly related
 ■ Moderately related
 ■ Highly related



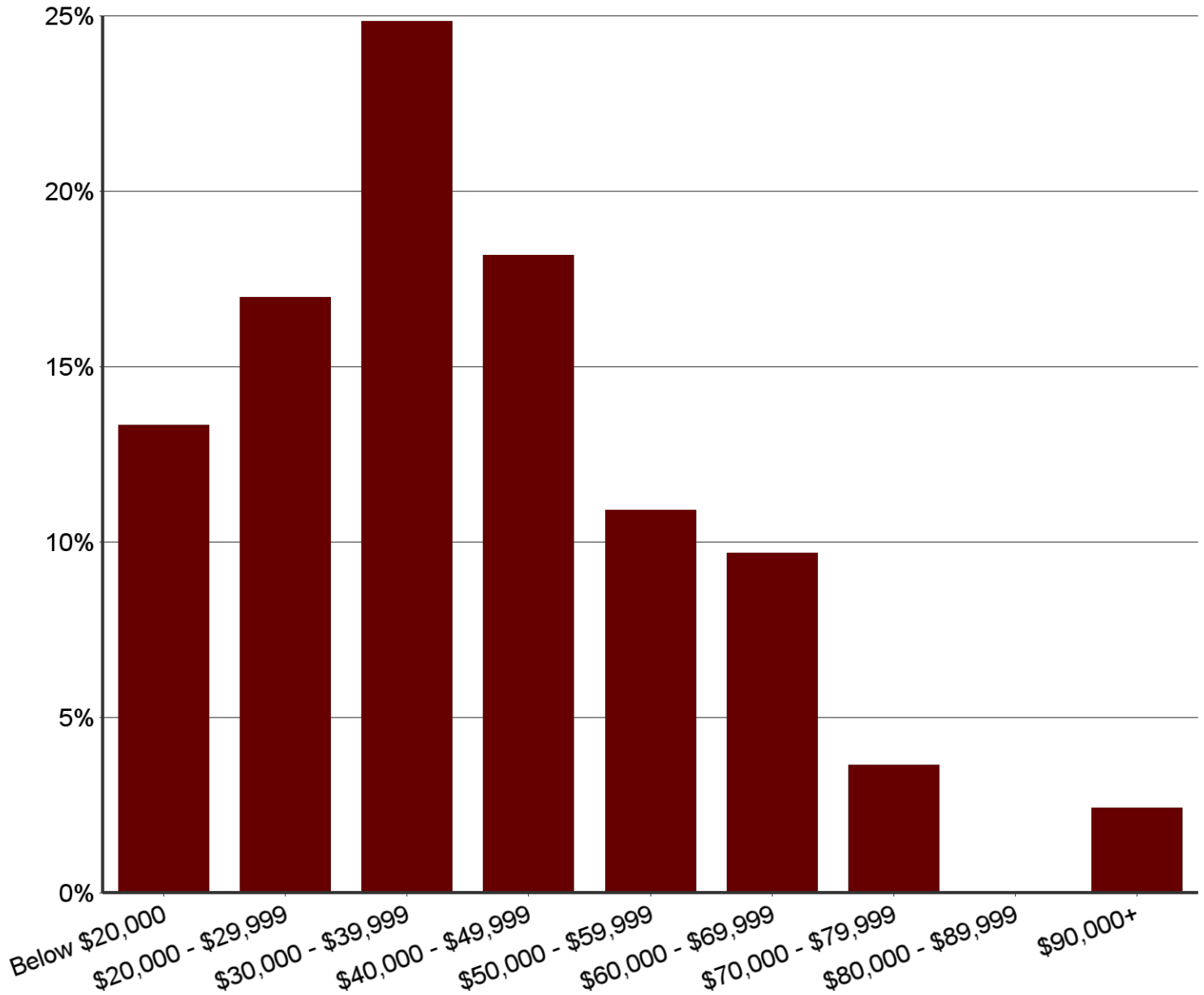
| Relationship Between Major and Current Employment | N | % |
|---|----|--------|
| Not related | 42 | 21.65% |
| Slightly related | 37 | 19.07% |
| Moderately related | 45 | 23.20% |
| Highly related | 70 | 36.08% |

College of Charleston 2016 Alumni Survey Results: Class of 2014-2015 Reason Respondents' Current Employment is not Related to Major Field of Study



| Reason Respondents' Current Employment is not Related to Major Field of Study | N | % |
|---|-----------|----------------|
| Never planned to work in my field | 3 | 7.50% |
| Could not find an appropriate job in my field | 17 | 42.50% |
| Would have to relocate for a job in my field | 1 | 2.50% |
| Developed a new career interest | 9 | 22.50% |
| Better pay and/or opportunity for advancement outside of my field | 5 | 12.50% |
| Have not obtained the licensure, registration, or certification required for my field | 4 | 10.00% |
| Other | 1 | 2.50% |
| Total | 40 | 100.00% |

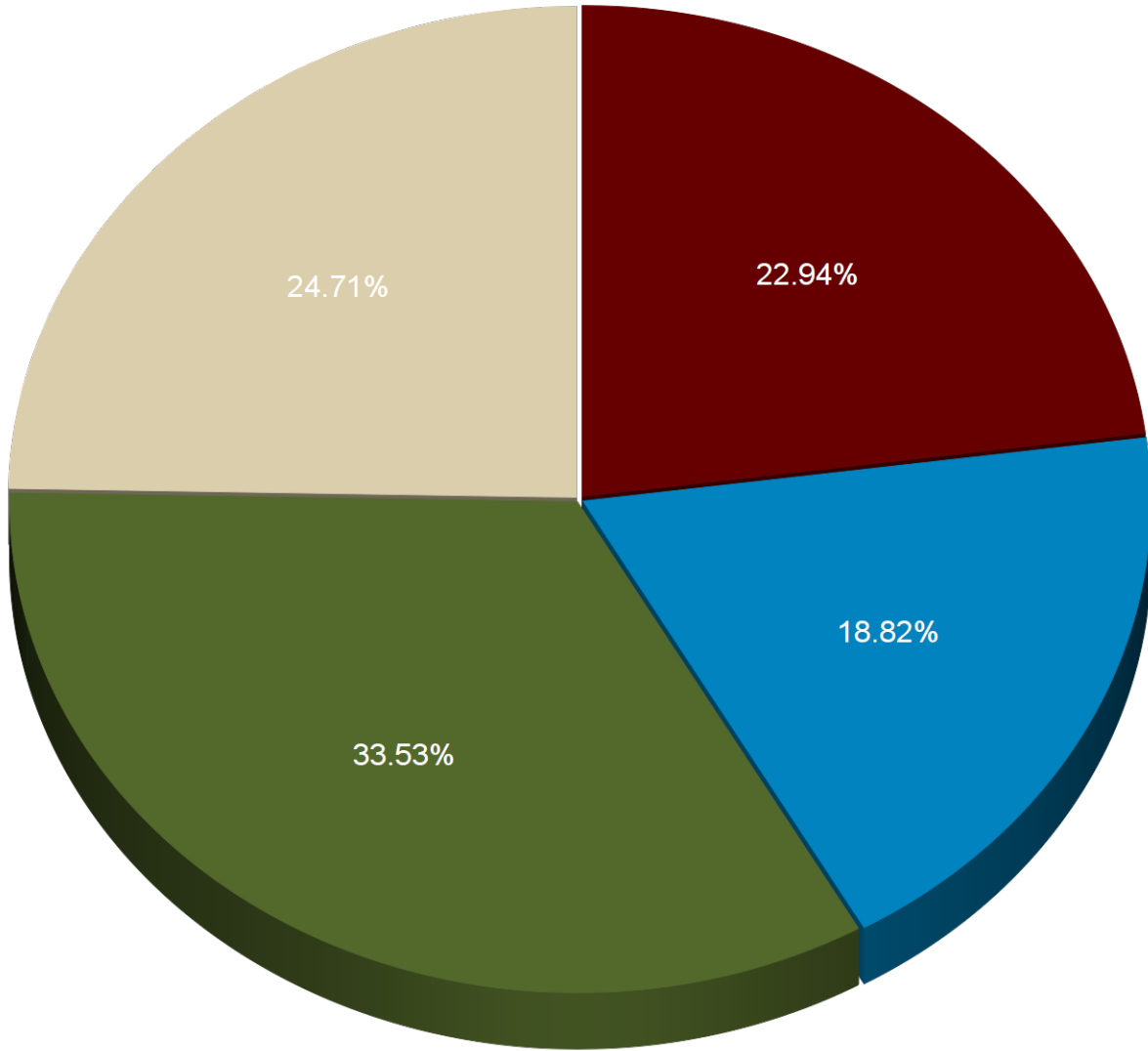
College of Charleston 2016 Alumni Survey Results: Class of 2014-2015 Respondents' Current Annual Income Range



| Current Annual Income Range | N | % |
|-----------------------------|-----|---------|
| Below \$20,000 | 22 | 13.33% |
| \$20,000 - \$29,999 | 28 | 16.97% |
| \$30,000 - \$39,999 | 41 | 24.85% |
| \$40,000 - \$49,999 | 30 | 18.18% |
| \$50,000 - \$59,999 | 18 | 10.91% |
| \$60,000 - \$69,999 | 16 | 9.70% |
| \$70,000 - \$79,999 | 6 | 3.64% |
| \$80,000 - \$89,999 | 0 | 0.00% |
| \$90,000+ | 4 | 2.42% |
| Total | 165 | 100.00% |

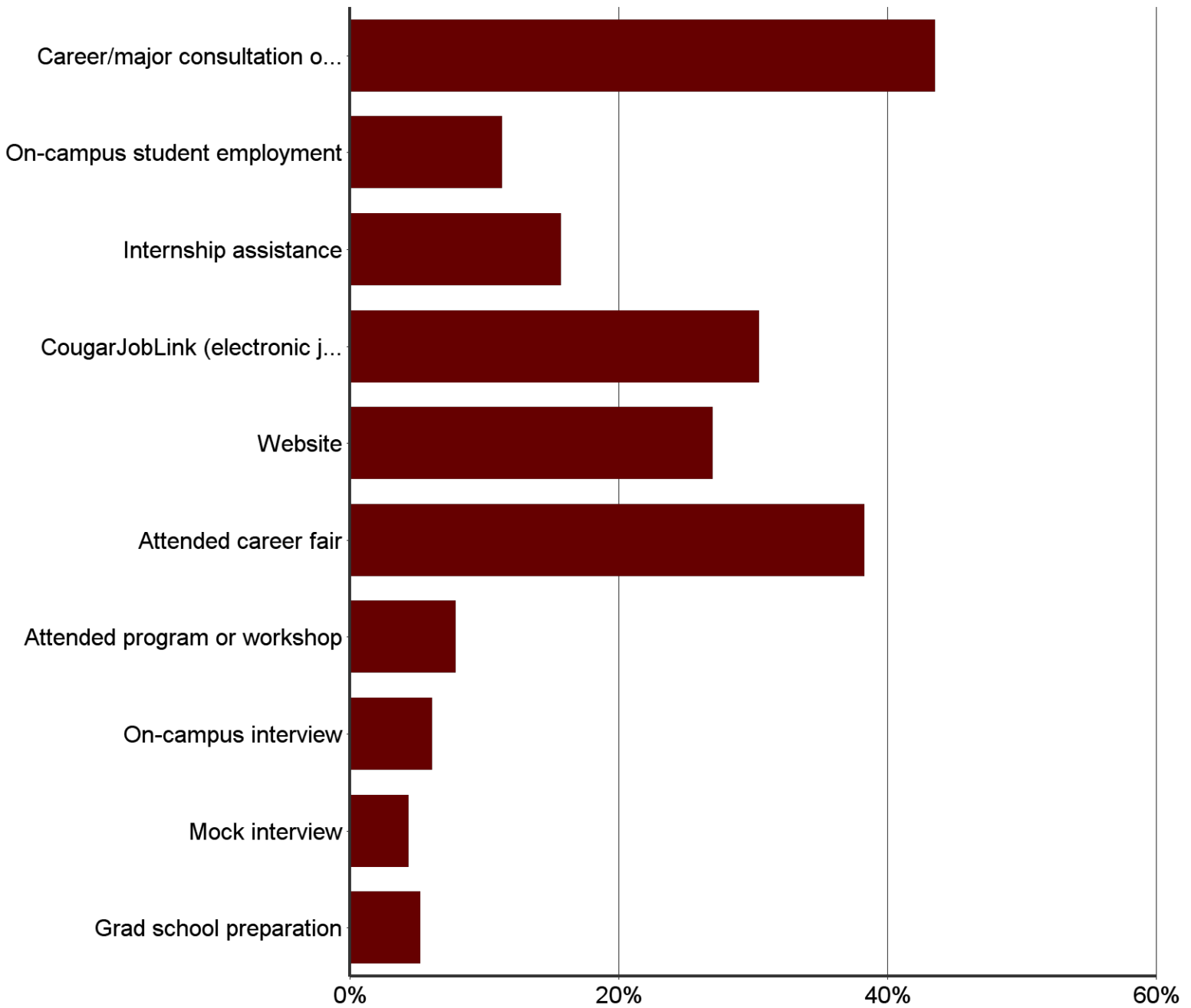
College of Charleston 2016 Alumni Survey: Class of 2014-2015 Respondents' Dedication Time for Job Search Before Current Employment

■ < 1 hour per week
 ■ 1-2 hours per week
 ■ 3-4 hours per week
 ■ 5 or more hours per week



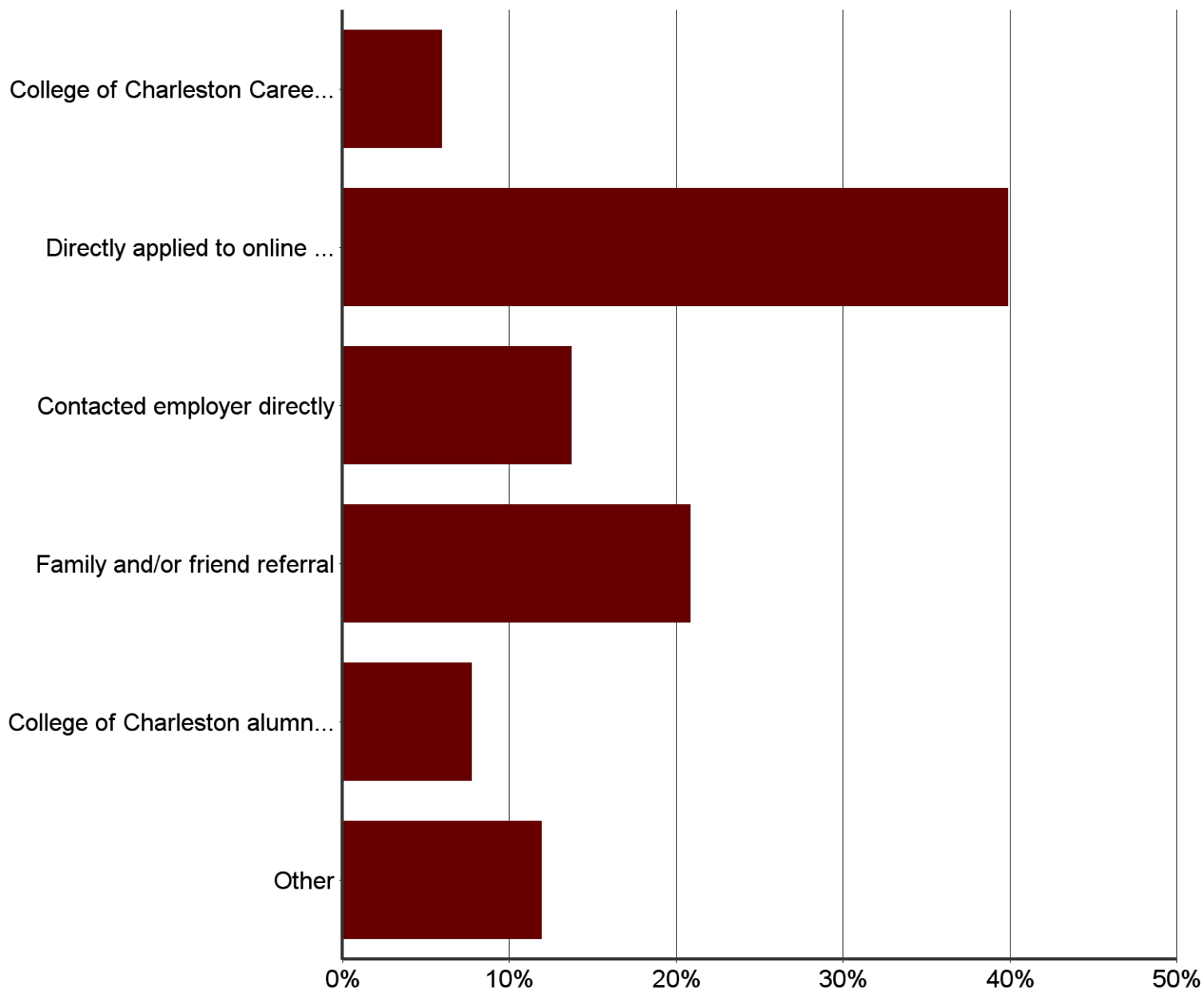
| Dedicated Time for Job Search Before Current Employment | N | % |
|---|-----|---------|
| < 1 hour per week | 39 | 22.94% |
| 1-2 hours per week | 32 | 18.82% |
| 3-4 hours per week | 57 | 33.53% |
| 5 or more hours per week | 42 | 24.71% |
| Total | 170 | 100.00% |

College of Charleston 2016 Alumni Survey Results: Class of 2014-2015 Career Centers Services Used by Respondents



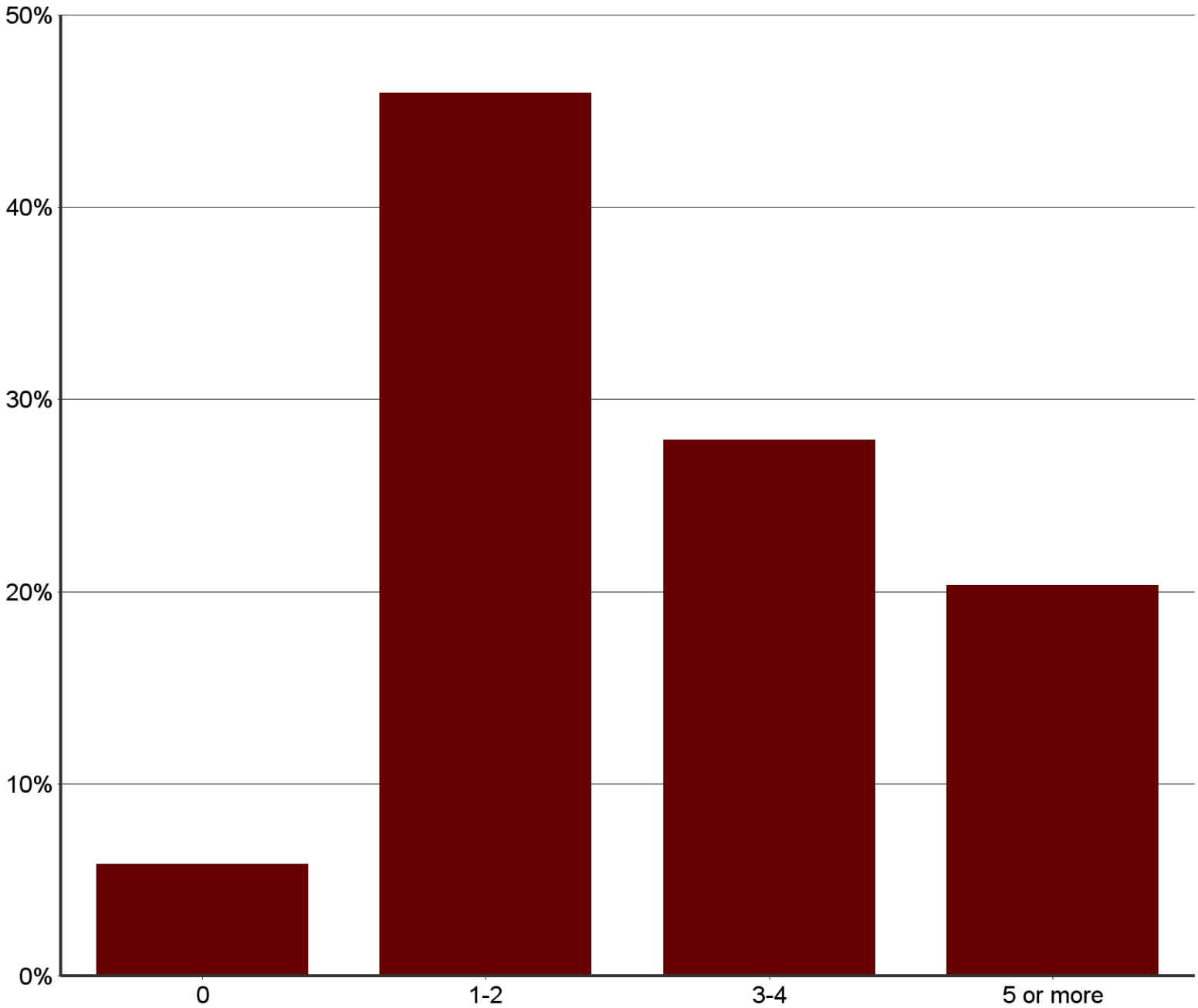
| Career Center Services Used By Respondents | | N | % |
|---|------------|----------------|---|
| Career/major consultation or meeting with staff | 50 | 43.48% | |
| On-campus student employment | 13 | 11.30% | |
| Internship assistance | 18 | 15.65% | |
| CougarJobLink (electronic job posting) | 35 | 30.43% | |
| Website | 31 | 26.96% | |
| Attended career fair | 44 | 38.26% | |
| Attended program or workshop | 9 | 7.83% | |
| On-campus interview | 7 | 6.09% | |
| Mock interview | 5 | 4.35% | |
| Grad school preparation | 6 | 5.22% | |
| Total | 218 | 100.00% | |

College of Charleston 2016 Alumni Survey: Class of 2014-2015 Respondents' Method Used to Obtain Current Employment



| Method of Job Searching | N | % |
|--|------------|----------------|
| College of Charleston Career Center (CougarJobLink, Career Fair, on-campus interviews) | 10 | 5.95% |
| Directly applied to online posting via company website or other job search | 67 | 39.88% |
| Contacted employer directly | 23 | 13.69% |
| Family and/or friend referral | 35 | 20.83% |
| College of Charleston alumni and/or employee of the College assisted to secure interview/job | 13 | 7.74% |
| Other | 20 | 11.90% |
| Total | 168 | 100.00% |

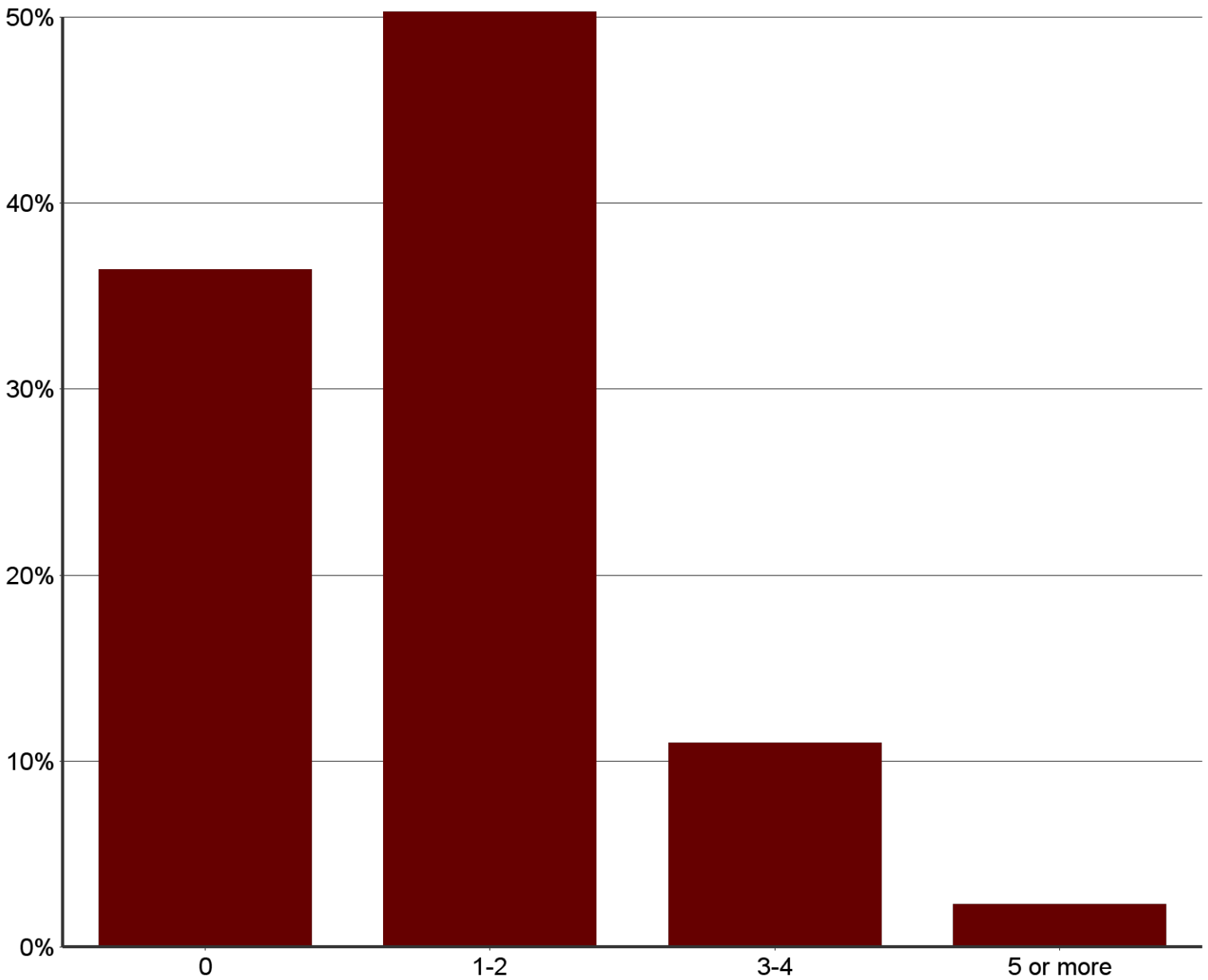
College of Charleston 2016 Alumni Survey Results: Class of 2014-2015 Respondents' Number of Interviews while Job Searching



| Number of Job Interviews while Job Searching | N | % |
|--|-----|---------|
| 0 | 10 | 5.81% |
| 1-2 | 79 | 45.93% |
| 3-4 | 48 | 27.91% |
| 5 or more | 35 | 20.35% |
| Total | 172 | 100.00% |

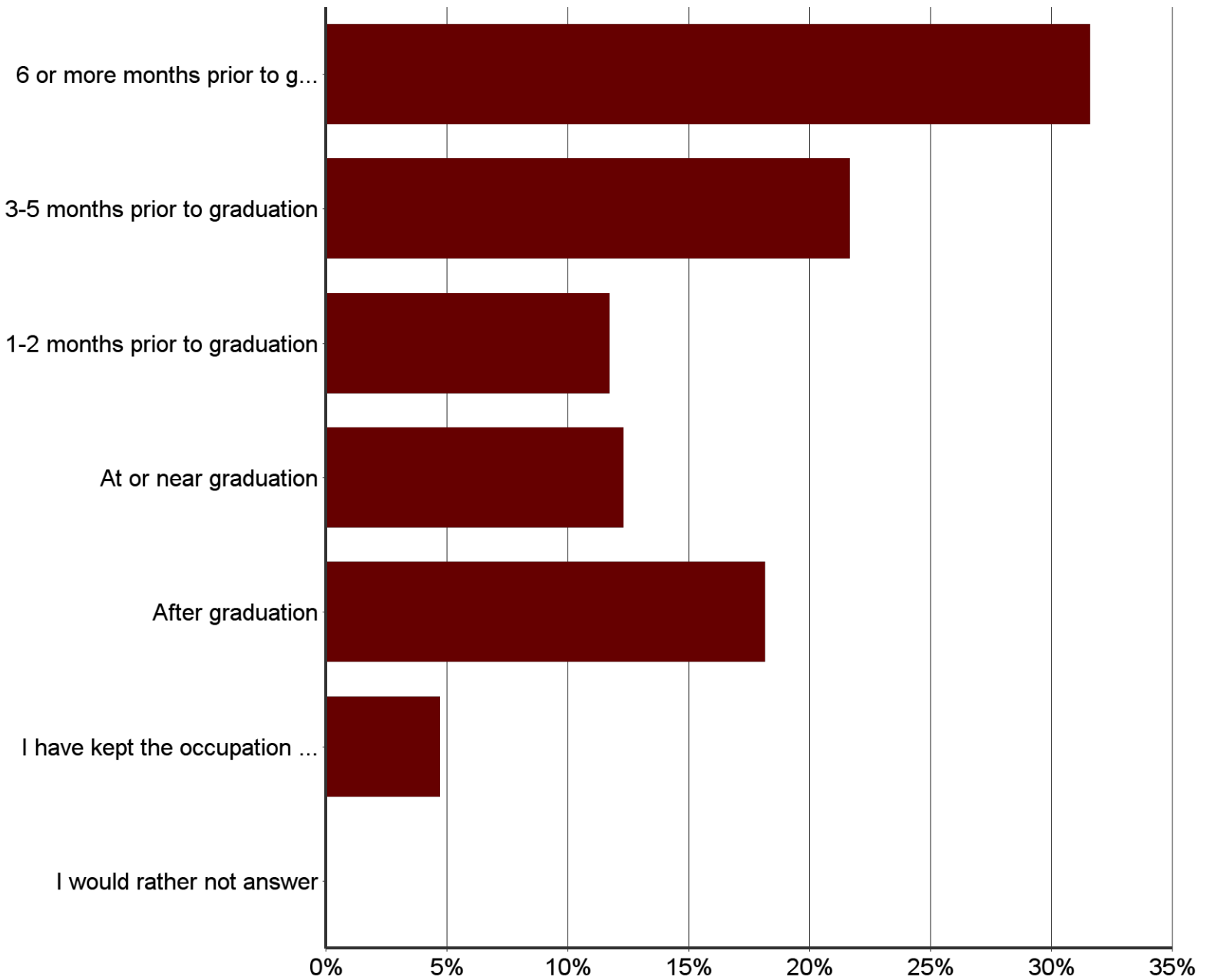
College of Charleston 2016 Alumni Survey Results: Class of 2014-2015

Number of Job Offers Respondents Received for Full-Time Employment Prior to Graduation



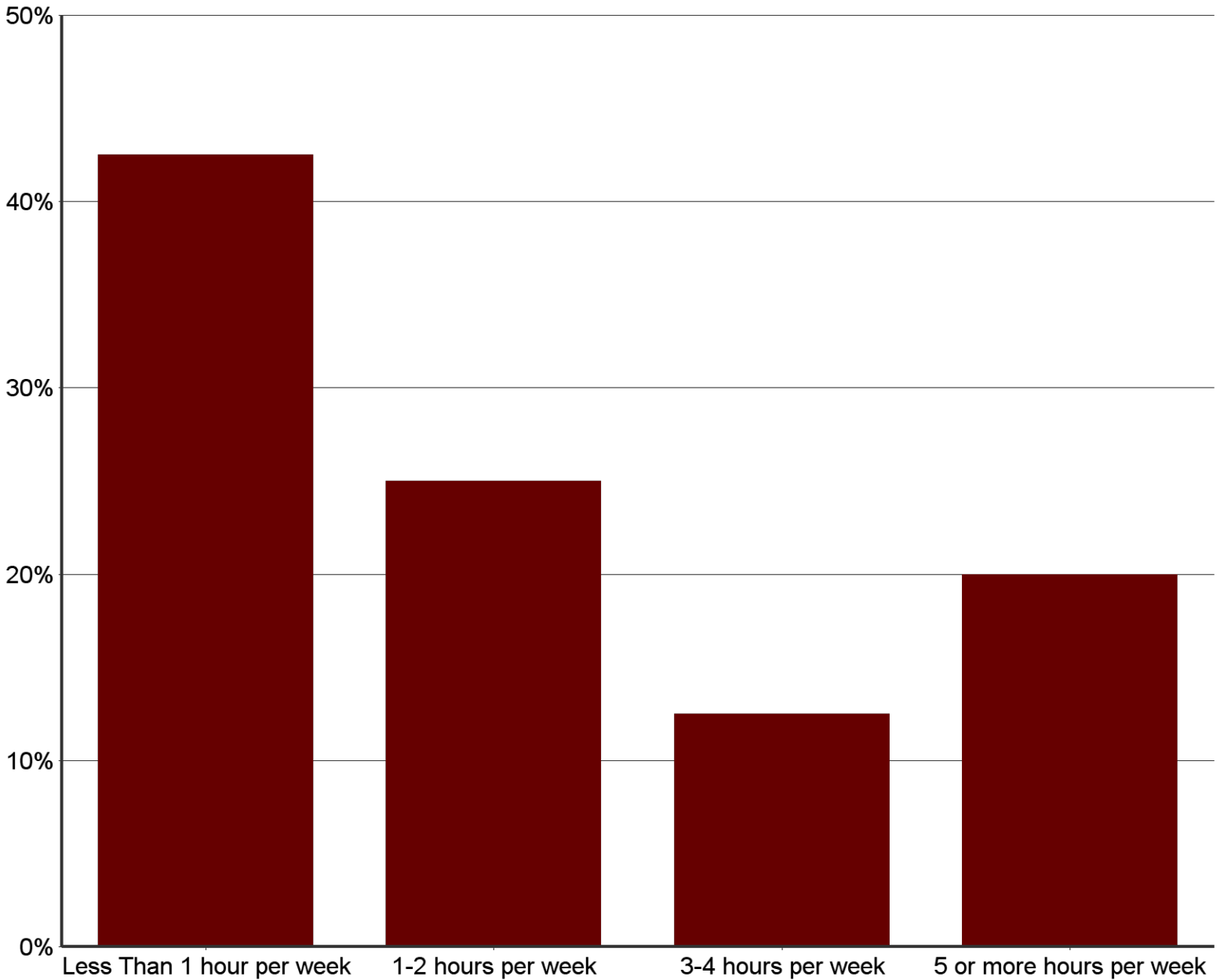
| Number of Job Offers Received before Prior to Graduation | N | % |
|--|-----|---------|
| 0 | 63 | 36.42% |
| 1-2 | 87 | 50.29% |
| 3-4 | 19 | 10.98% |
| 5 or more | 4 | 2.31% |
| Total | 173 | 100.00% |

College of Charleston 2016 Alumni Survey Results: Class of 2014-2015 When Respondents Started Job Search



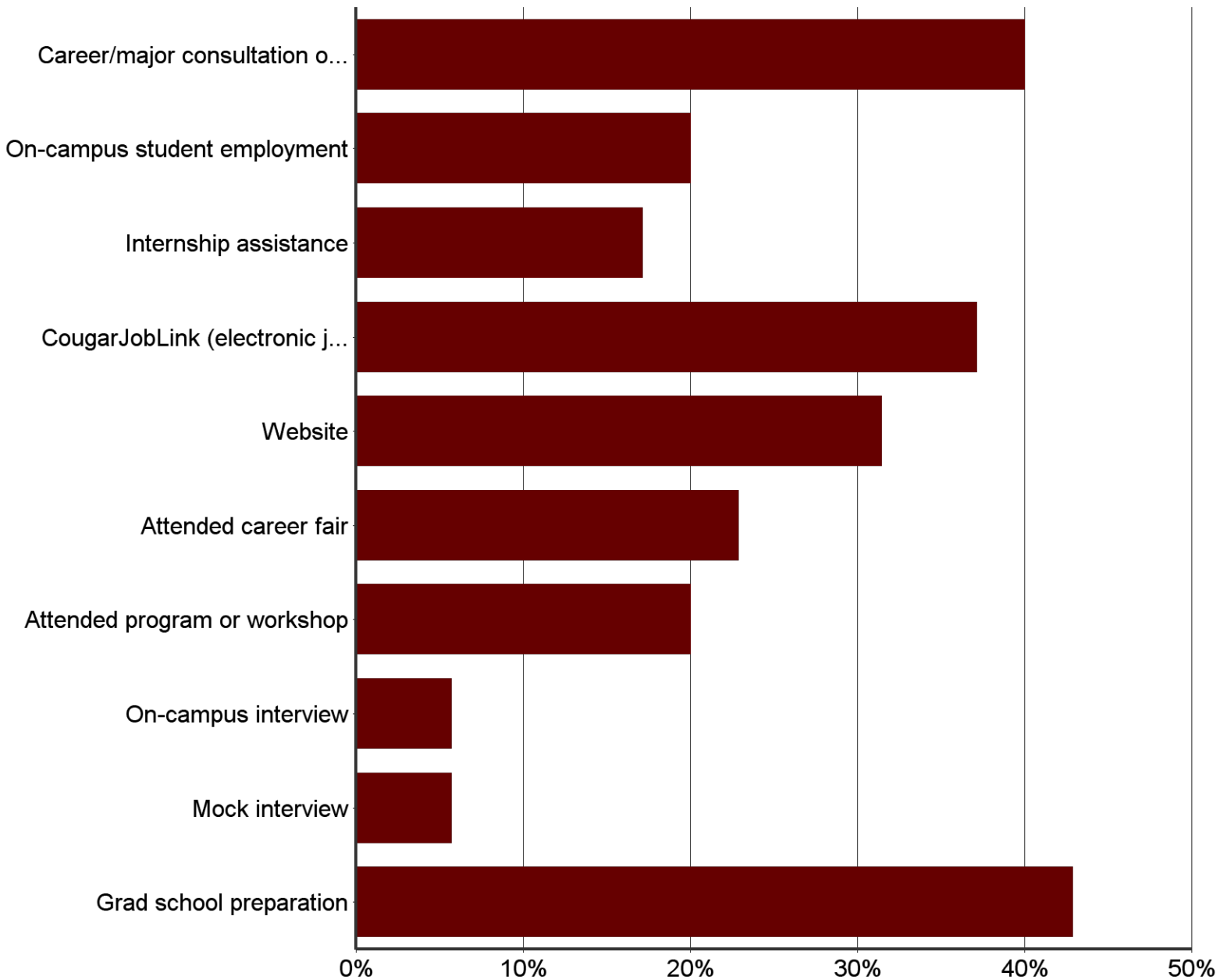
| When Respondents Started Job Search | | N | % |
|---|--|------------|----------------|
| 6 or more months prior to graduation | | 54 | 31.58% |
| 3-5 months prior to graduation | | 37 | 21.64% |
| 1-2 months prior to graduation | | 20 | 11.70% |
| At or near graduation | | 21 | 12.28% |
| After graduation | | 31 | 18.13% |
| I have kept the occupation I held prior to graduation or have been promoted | | 8 | 4.68% |
| I would rather not answer | | 0 | 0.00% |
| Total | | 171 | 100.00% |

College of Charleston 2016 Alumni Survey Results: Class of 2014-2015 Amount of Time Respondents Who Have Had "0" Full-Time Jobs Since Graduation Dedicated to Their Job Search



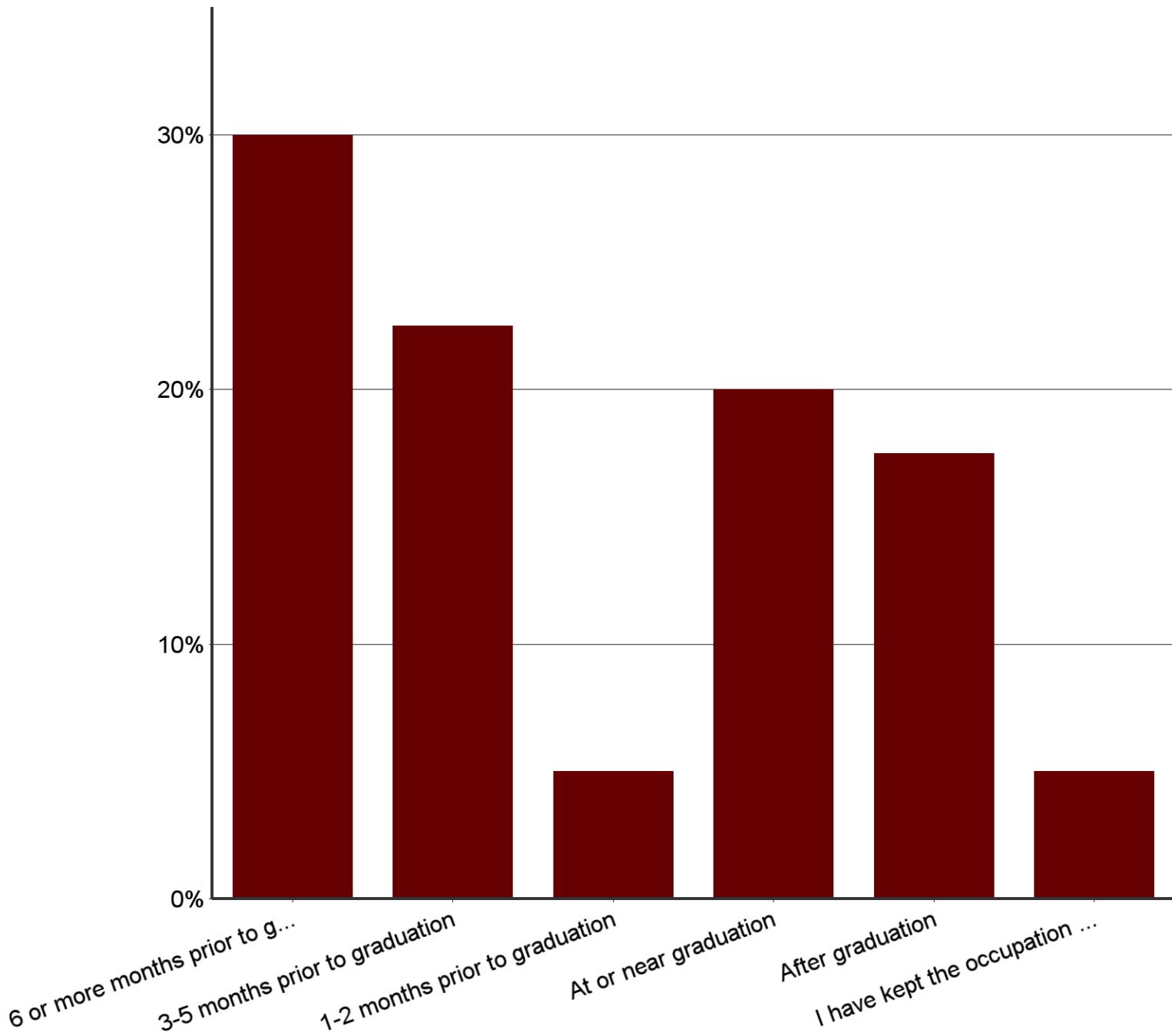
| Respondents' Time Dedicated to Their Job Search | N | % |
|---|----|---------|
| < 1 hour per week | 17 | 42.50% |
| 1-2 hours per week | 10 | 25.00% |
| 3-4 hours per week | 5 | 12.50% |
| 5 or more hours per week | 8 | 20.00% |
| Total | 40 | 100.00% |

College of Charleston 2016 Alumni Survey Results: Class of 2014-2015 Career Services Used By Respondents Who Have Had "0" Full-Time Jobs Since Graduation



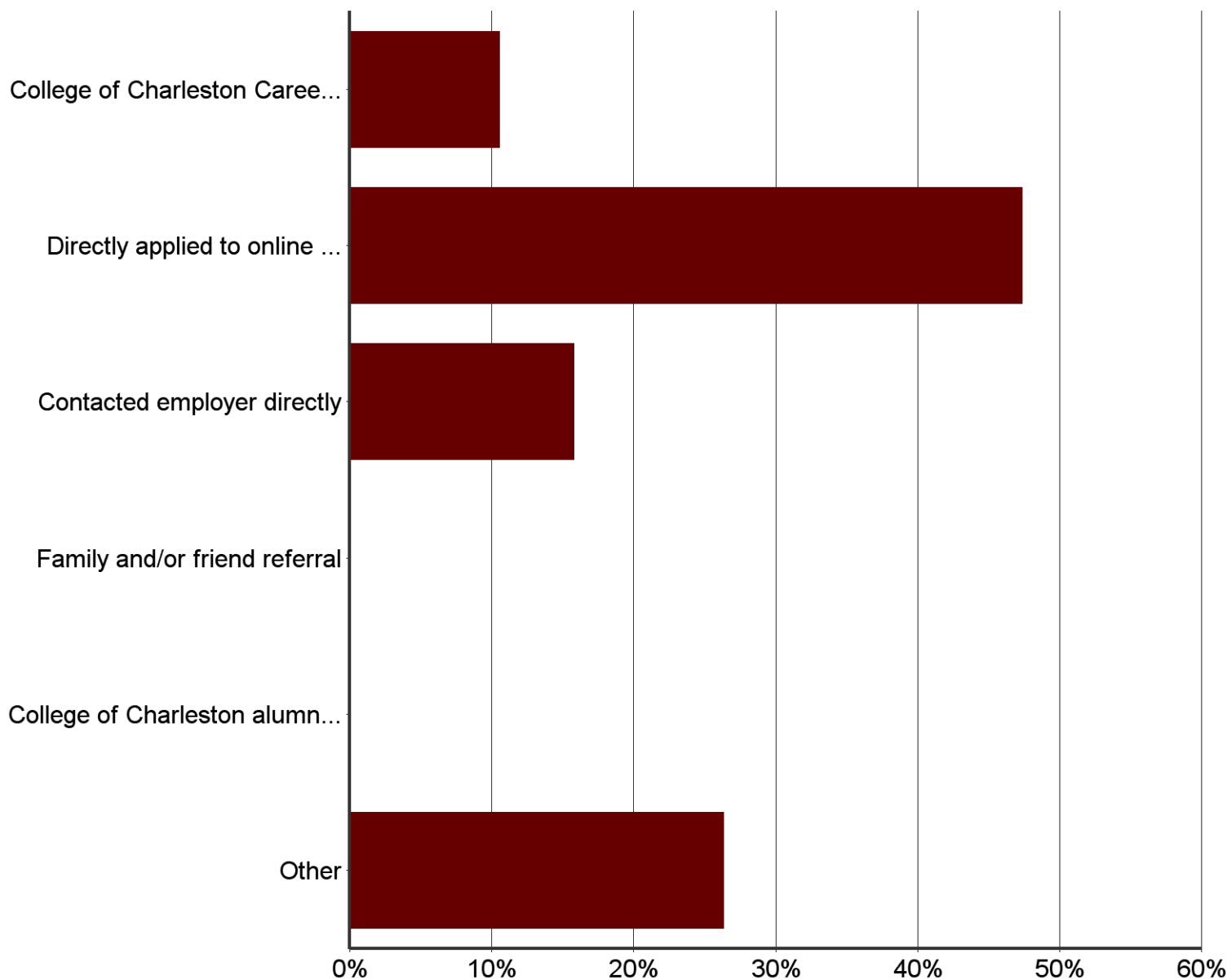
| Career Center Services Used By Respondents | N | % |
|---|-----------|----------------|
| Career/major consultation or meeting with staff | 14 | 40.00% |
| On-campus student employment | 7 | 20.00% |
| Internship assistance | 6 | 17.14% |
| CougarJobLink (electronic job posting) | 13 | 37.14% |
| Website | 11 | 31.43% |
| Attended career fair | 8 | 22.86% |
| Attended program or workshop | 7 | 20.00% |
| On-campus interview | 2 | 5.71% |
| Mock interview | 2 | 5.71% |
| Grad school preparation | 15 | 42.86% |
| Total | 85 | 100.00% |

College of Charleston 2016 Alumni Survey Results: Class of 2014-2015 When Respondents Who Have Had "0" Full-Time Jobs Since Graduation Began Their Job Search



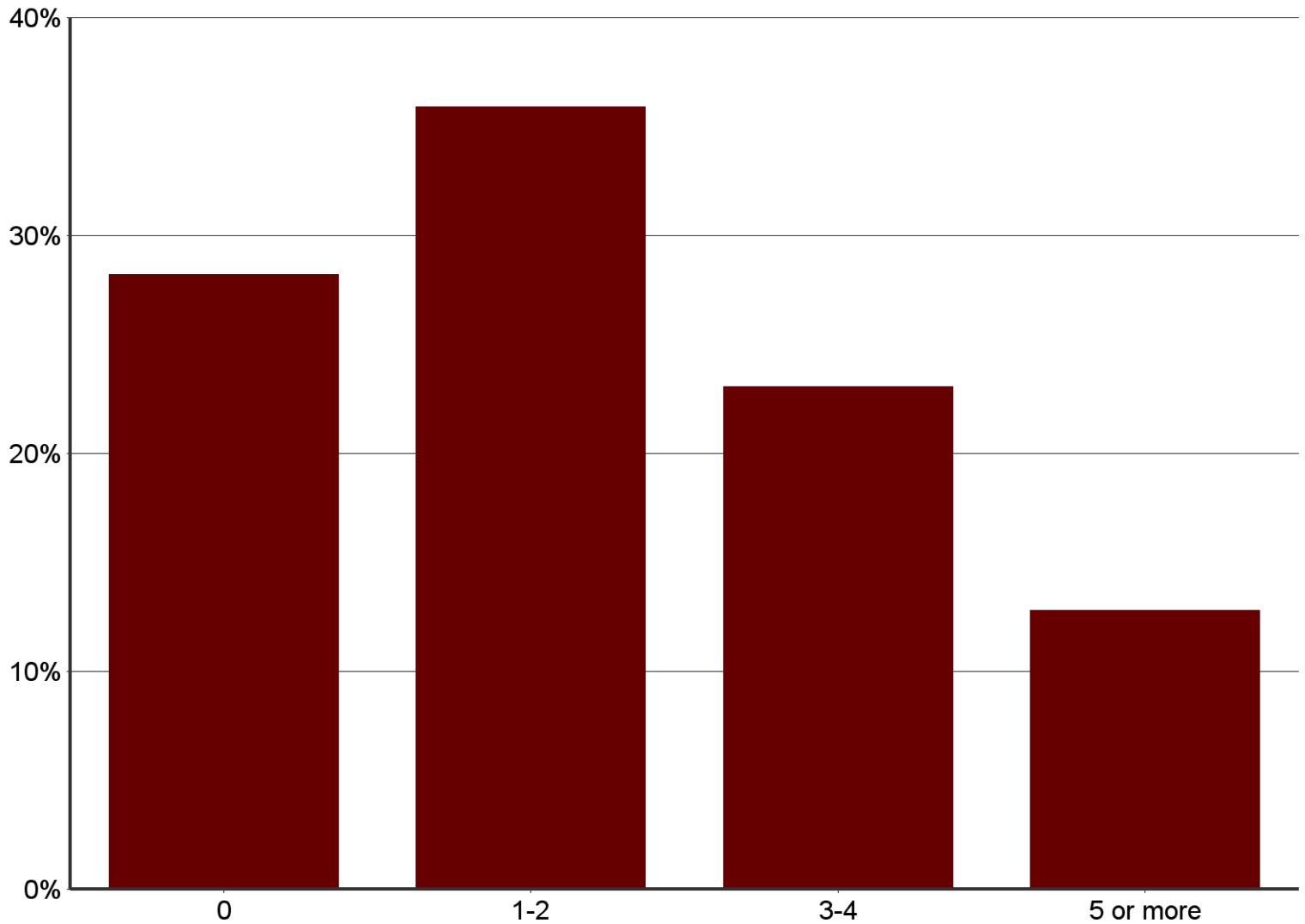
| When Respondents Started Their Job Search | N | % |
|---|----|---------|
| 6 or more months prior to graduation | 12 | 30.00% |
| 3-5 months prior to graduation | 9 | 22.50% |
| 1-2 months prior to graduation | 2 | 5.00% |
| At or near graduation | 8 | 20.00% |
| After graduation | 7 | 17.50% |
| I have kept the occupation I held prior to graduation or have been promoted | 2 | 5.00% |
| Total | 40 | 100.00% |

College of Charleston 2016 Alumni Survey Results: Class of 2014-2015 Respondents' Who Have Had "0" Full-Time Jobs Since Graduation Primary Job Search Method



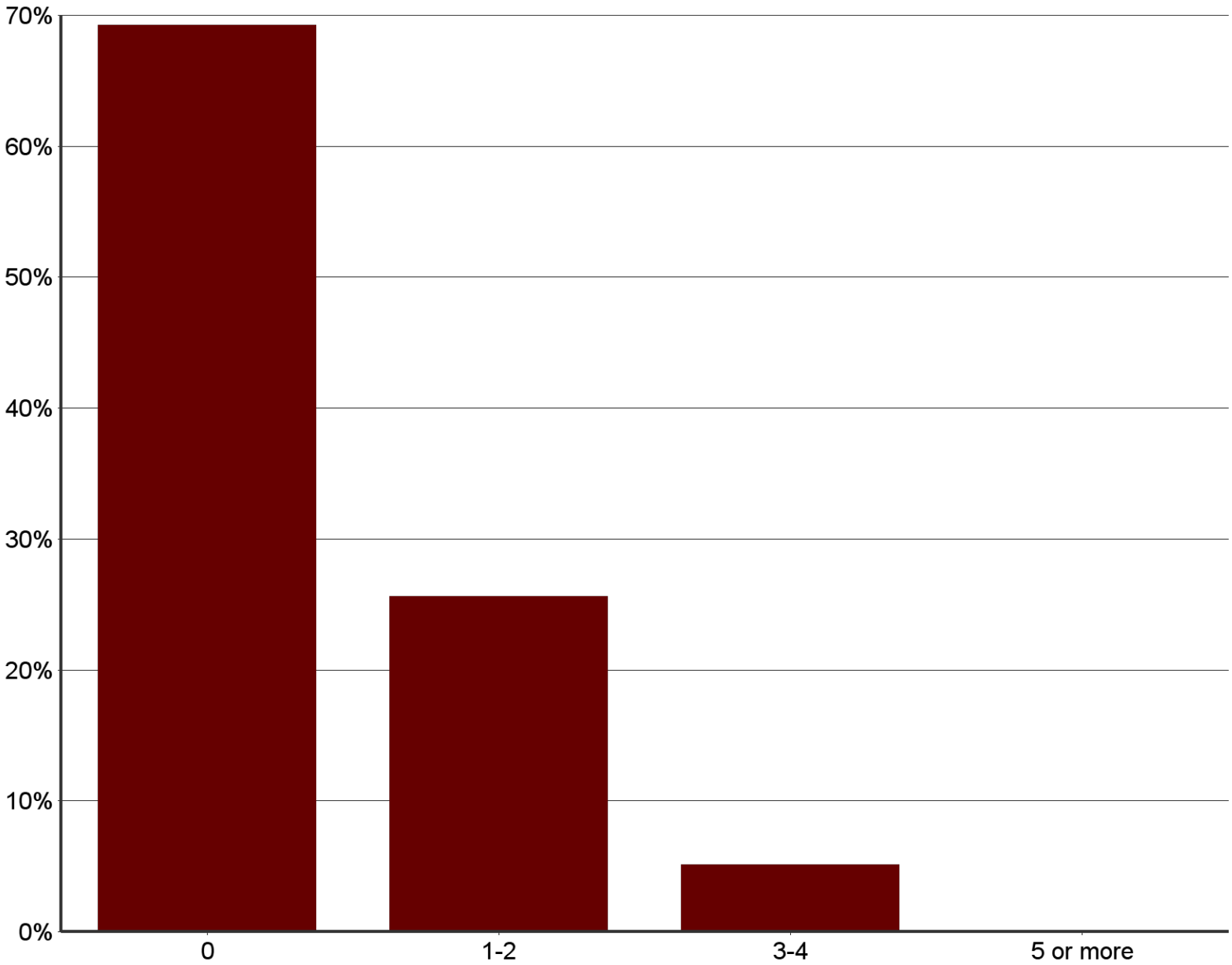
| Respondents' Primary Job Search Method | N | % |
|--|-----------|----------------|
| College of Charleston Career Center (CougarJobLink, Career Fair, on-campus interviews) | 4 | 10.53% |
| Directly applied to online posting via company website or other job search | 18 | 47.37% |
| Contacted employer directly | 6 | 15.79% |
| Family and/or friend referral | 0 | 0.00% |
| College of Charleston alumni and/or employee of the College assisted to secure interview/job | 0 | 0.00% |
| Other | 10 | 26.32% |
| Total | 38 | 100.00% |

**College of Charleston 2016 Alumni Survey Results: Class of 2014-2015 Respondents' Who Have Had "0" Full-Time Jobs Since Graduation
Number of Interviews Participated In During Job Search**



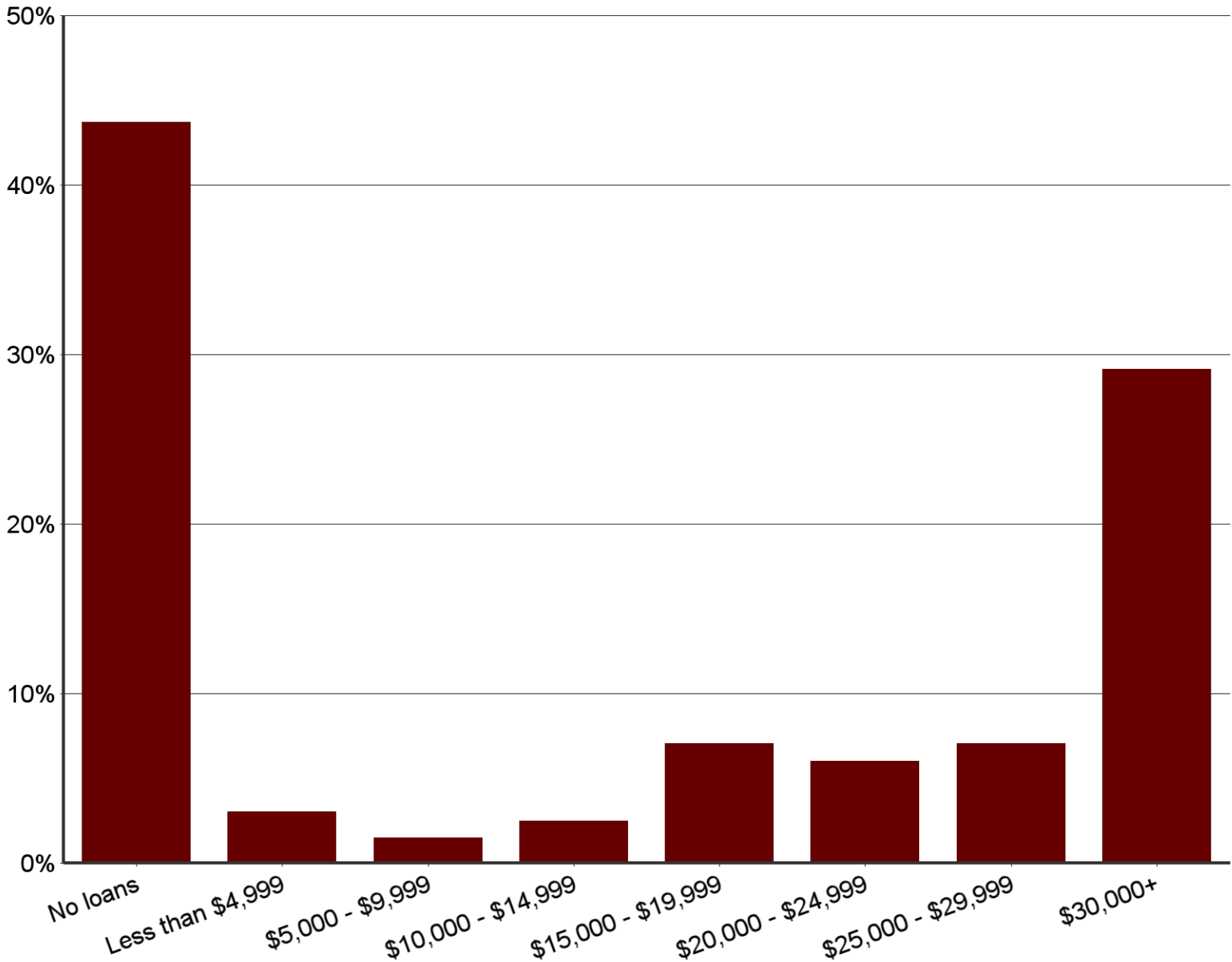
| Respondents' Number of Interviews Participated In While Job-Searching | N | % |
|---|----|---------|
| 0 | 11 | 28.21% |
| 1-2 | 14 | 35.90% |
| 3-4 | 9 | 23.08% |
| 5 or more | 5 | 12.82% |
| Total | 39 | 100.00% |

**College of Charleston 2016 Alumni Survey Results: Class of 2014-2015
 Number of Full-Time Job Offers Respondents' Who Have Had
 "0" Full-Time Jobs Since Graduation Received Prior To Graduation**



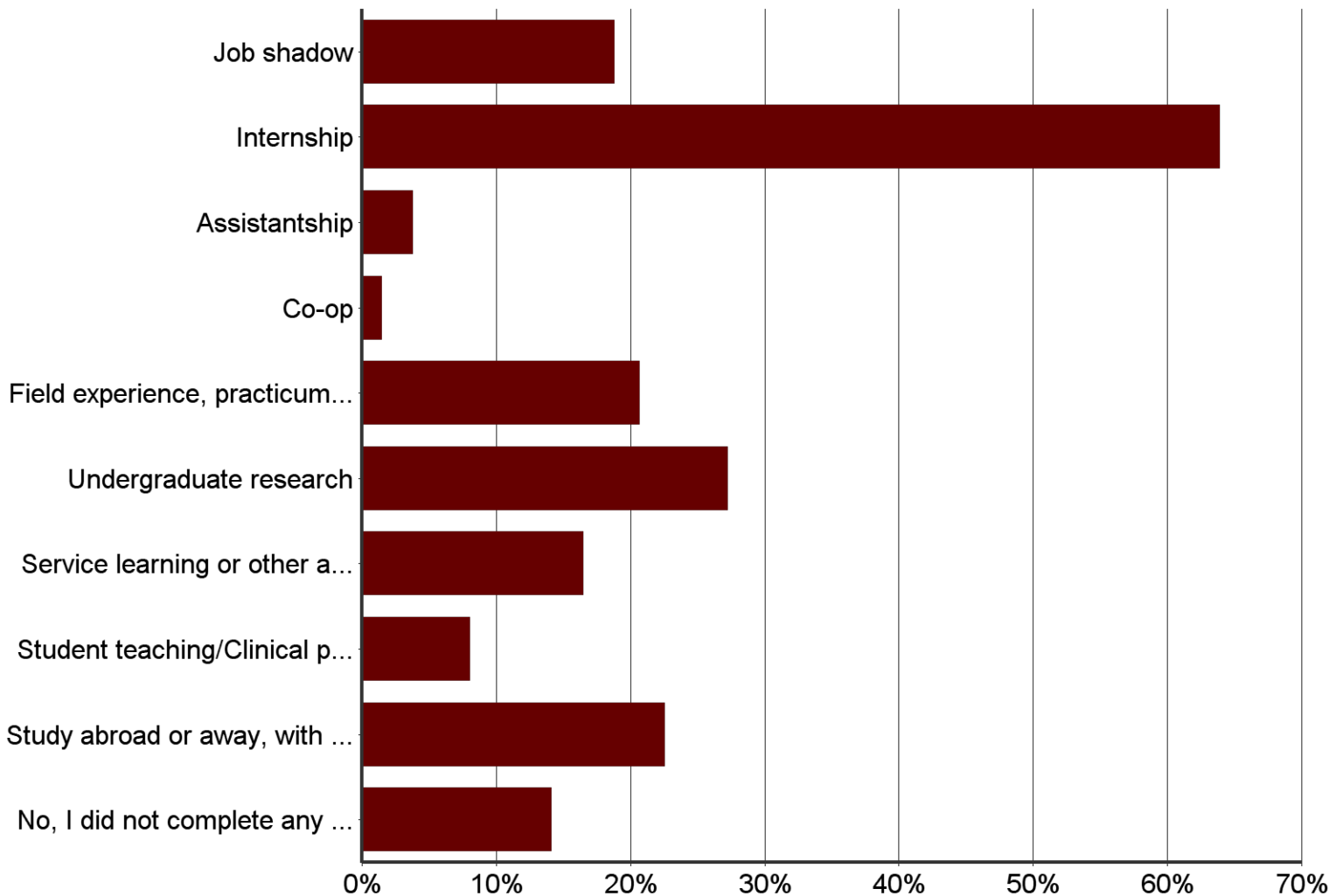
| Number of Full-Time Job Offers Respondents' Received Prior To Graduation | N | % |
|--|----|---------|
| 0 | 27 | 69.23% |
| 1-2 | 10 | 25.64% |
| 3-4 | 2 | 5.13% |
| 5 or more | 0 | 0.00% |
| Total | 39 | 100.00% |

College of Charleston 2016 Alumni Survey Results: Class of 2014-2015 Total Amount of Undergraduate Loans Accrued at the Time of Graduation



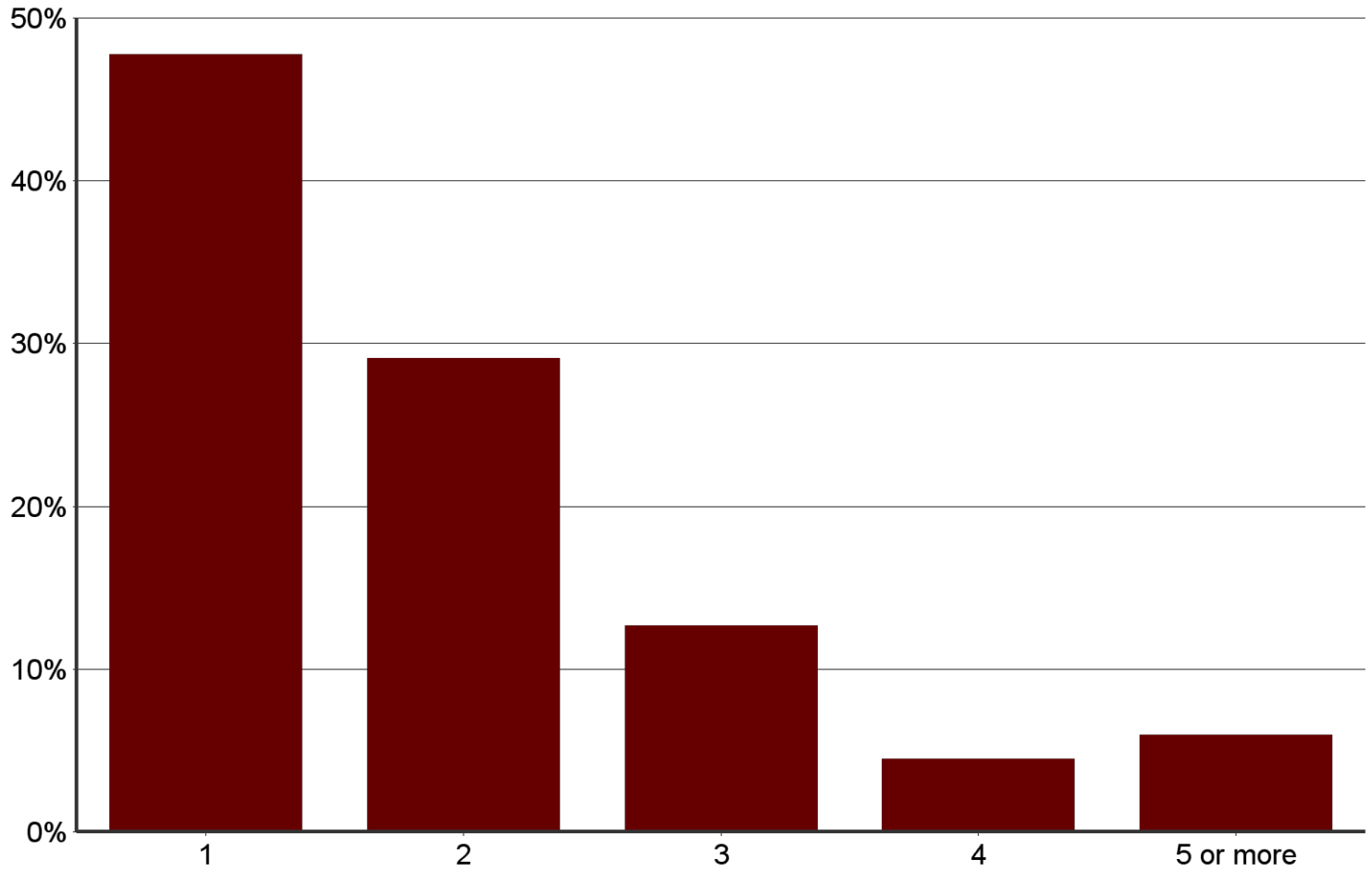
| Total Amount of Undergraduate Loans Accrued at the Time of Graduation | N | % |
|---|------------|----------------|
| No loans | 87 | 43.72% |
| Less than \$4,999 | 6 | 3.02% |
| \$5,000 - \$9,999 | 3 | 1.51% |
| \$10,000 - \$14,999 | 5 | 2.51% |
| \$15,000 - \$19,999 | 14 | 7.04% |
| \$20,000 - \$24,999 | 12 | 6.03% |
| \$25,000 - \$29,999 | 14 | 7.04% |
| \$30,000+ | 58 | 29.15% |
| Total | 199 | 100.00% |

College of Charleston 2016 Alumni Survey Results: Class of 2014-2015 Career Opportunities Respondents' Participated in During Attendance



| Career Opportunities Respondents' Participated in During Attendance | N | % |
|---|-----|---------|
| Job shadow | 40 | 18.78% |
| Internship | 136 | 63.85% |
| Assistantship | 8 | 3.76% |
| Co-op | 3 | 1.41% |
| Field experience, practicum, or clinical experience | 44 | 20.66% |
| Undergraduate research | 58 | 27.23% |
| Service learning or other academic volunteering through CofC | 35 | 16.43% |
| Student teaching/Clinical practice internship | 17 | 7.98% |
| Study abroad or away, with internship or practicum component | 48 | 22.54% |
| No, I did not complete any of the above | 30 | 14.08% |
| Total | 419 | 100.00% |

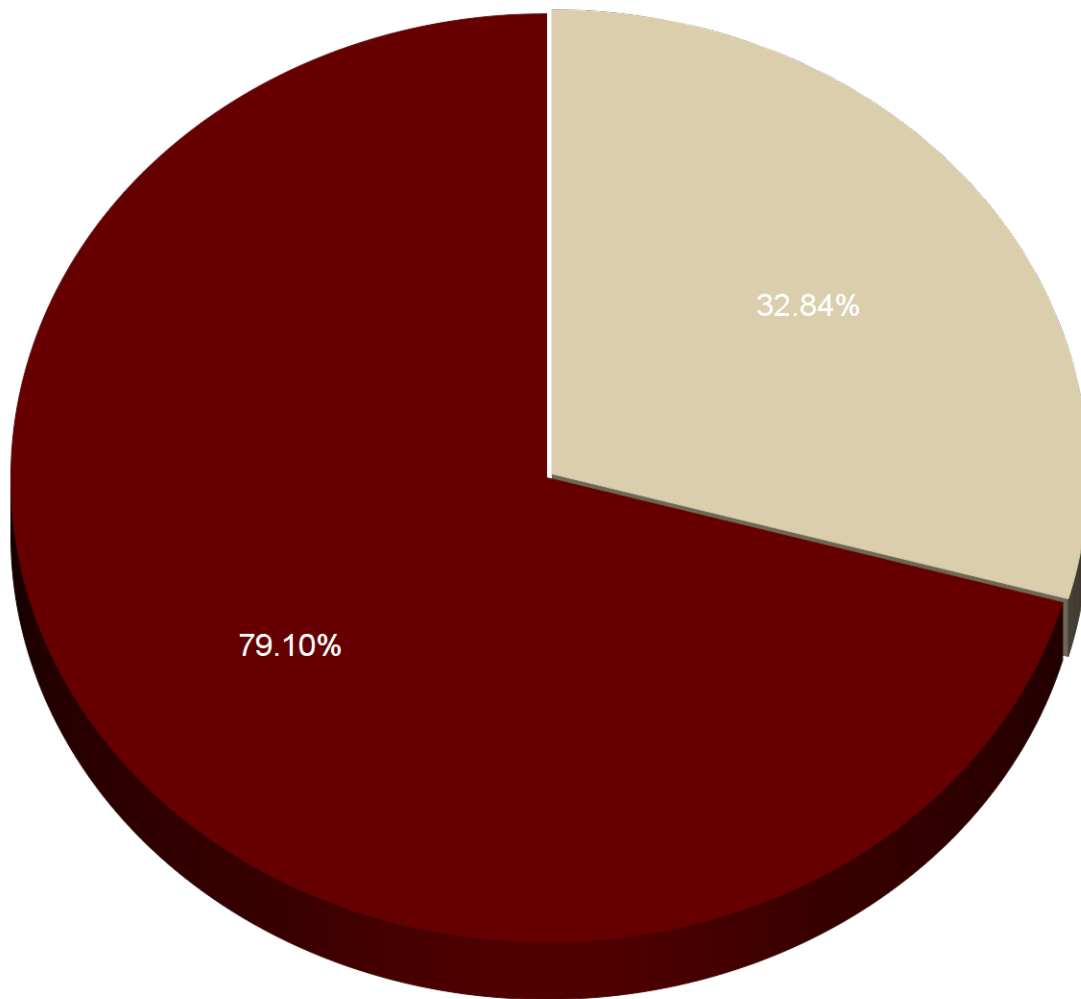
College of Charleston 2016 Alumni Survey Results: Class of 2014-2015 Number of Internships Respondents' Participated in



| Number of Internships Respondents Participated in | N | % |
|---|-----|---------|
| 1 | 64 | 47.76% |
| 2 | 39 | 29.10% |
| 3 | 17 | 12.69% |
| 4 | 6 | 4.48% |
| 5 or more | 8 | 5.97% |
| Total | 134 | 100.00% |

College of Charleston 2016 Alumni Survey Results: Class of 2014-2015 Respondents' Internship Opportunities

■ Full-time
 ■ Part-time

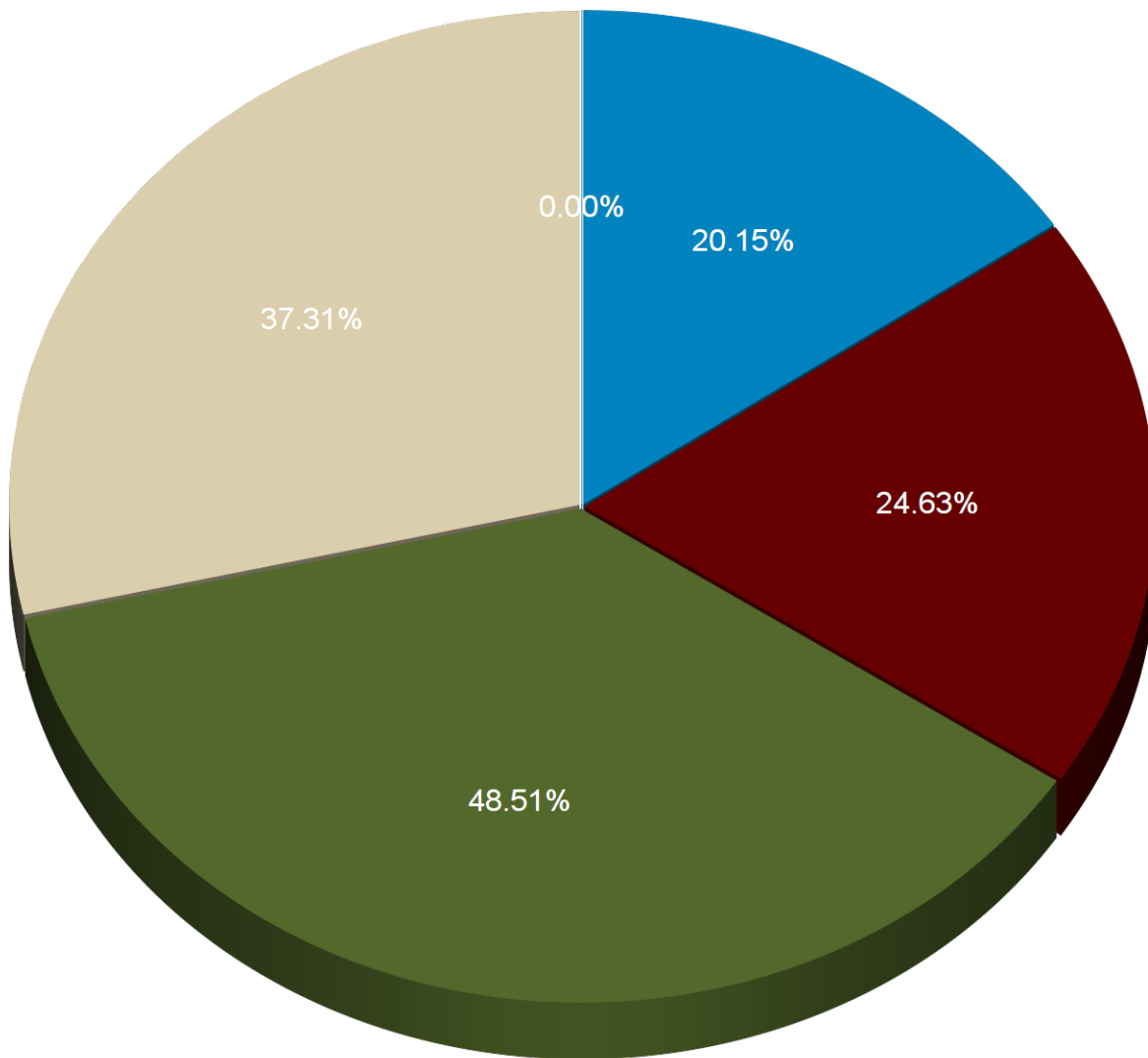


| Internship Opportunities | N | % |
|--------------------------|-----|---------|
| Full-time | 44 | 32.84% |
| Part-time | 106 | 79.10% |
| Total | 150 | 100.00% |

College of Charleston 2016 Alumni Survey Results: Class of 2014-2015

Type of Internship Respondents' Participated in

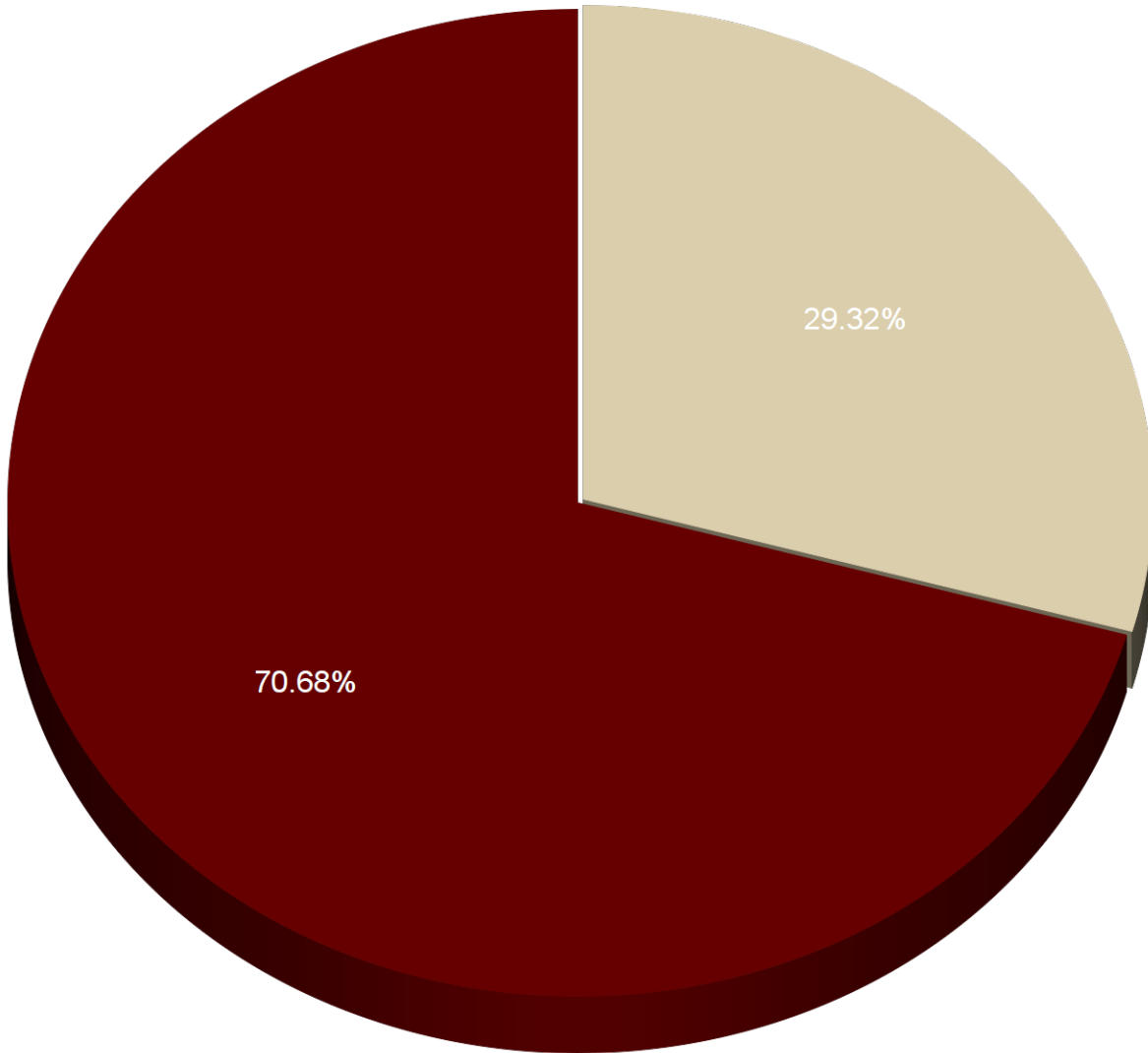
■ Paid/Credit
 ■ Paid/No Credit
 ■ Unpaid/Credit
 ■ Unpaid/No Credit
 ■ Other (please specify)



| Type of Internship | N | % |
|------------------------|------------|----------------|
| Paid/Credit | 27 | 20.15% |
| Paid/No Credit | 33 | 24.63% |
| Unpaid/Credit | 65 | 48.51% |
| Unpaid/No Credit | 50 | 37.31% |
| Other (please specify) | 0 | 0.00% |
| Total | 175 | 100.00% |

College of Charleston 2016 Alumni Survey Results: Class of 2014-2015 Respondents' Offered a Full-Time Position as a Result of Their Internship

■ Yes ■ No



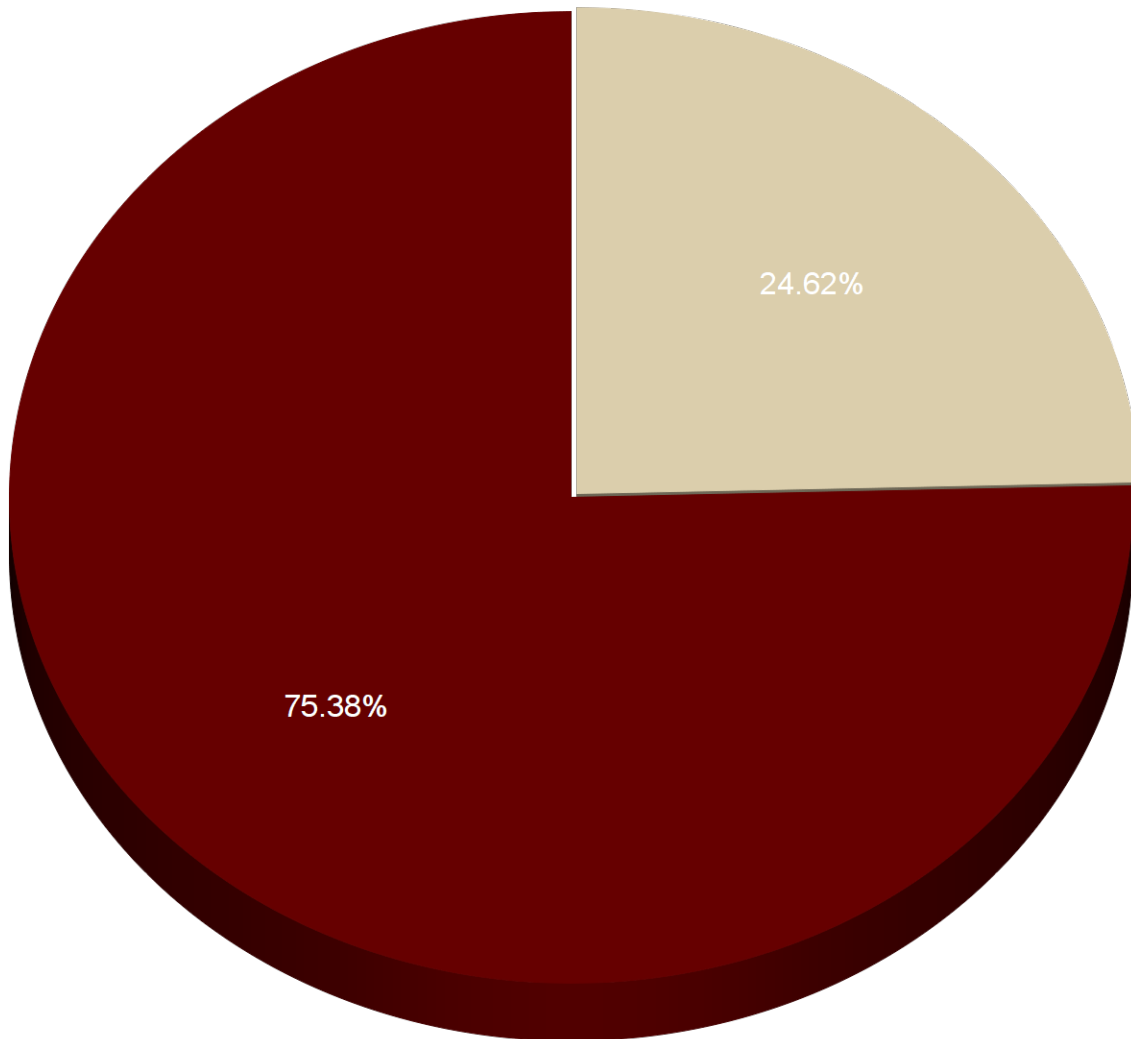
| Respondents Offered a Full-Time Position as a Result of Their Internship | N | % |
|--|-----|---------|
| Yes | 39 | 29.32% |
| No | 94 | 70.68% |
| Total | 133 | 100.00% |

College of Charleston 2016 Alumni Survey Results: Class of 2014-2015 Respondents' Plan for Future Degrees

| Degree | Do not plan to pursue | Degree received | Currently enrolled or working toward | Degree you hope to attain in the future | N |
|--|-----------------------|-----------------|--------------------------------------|---|-----|
| Second Bachelor's Degree | 153 | 15 | 5 | 11 | 184 |
| Master's Degree | 49 | 9 | 33 | 116 | 207 |
| Law Degree | 158 | - | 2 | 17 | 177 |
| Medical Degree (e.g. MD, DO, DDS, DVM, PharmD) | 166 | - | 6 | 5 | 177 |
| PhD or other Doctoral Degree | 127 | - | 5 | 50 | 182 |
| Certificate | 113 | 5 | 11 | 49 | 178 |
| Other: | 55 | - | - | 3 | 58 |

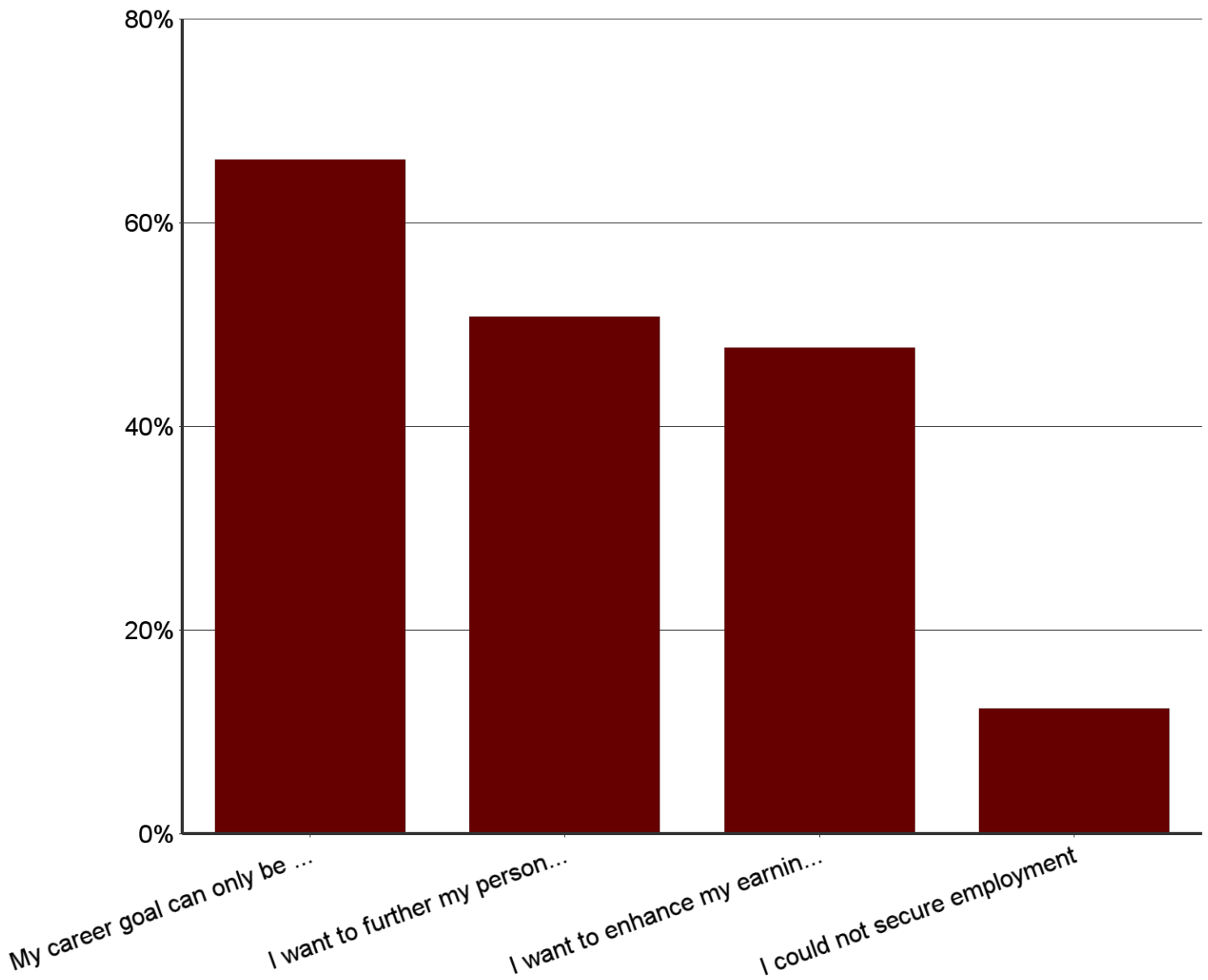
College of Charleston 2016 Alumni Survey Results: Class of 2014-2015 Respondents' Who Received a Graduate Assistantship/Fellowship

Yes No



| Respondents Who Received a Graduate Assistantship/Fellowship | N | % |
|--|----|---------|
| Yes | 16 | 24.62% |
| No | 49 | 75.38% |
| Total | 65 | 100.00% |

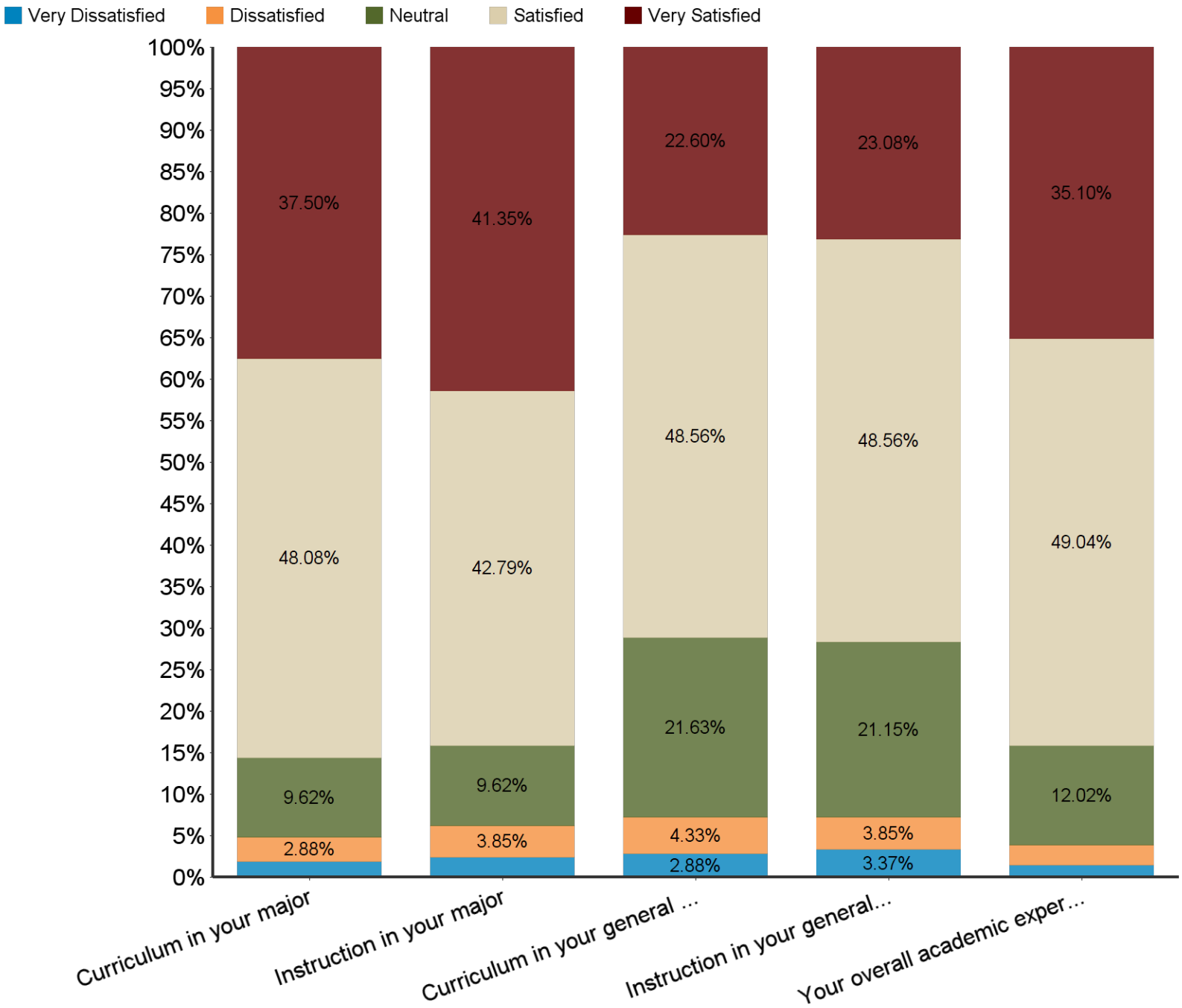
College of Charleston 2016 Alumni Survey Results: Class of 2014-2015 Respondents' Reason For Seeking Further Education



| Respondents' Reason For Seeking Further Education | N | % |
|---|-----|---------|
| My career goal can only be obtained through further education | 43 | 66.15% |
| I want to further my personal growth | 33 | 50.77% |
| I want to enhance my earning potential | 31 | 47.69% |
| I could not secure employment | 8 | 12.31% |
| Total | 115 | 100.00% |

College of Charleston 2016 Alumni Survey Results: Class of 2014-2015

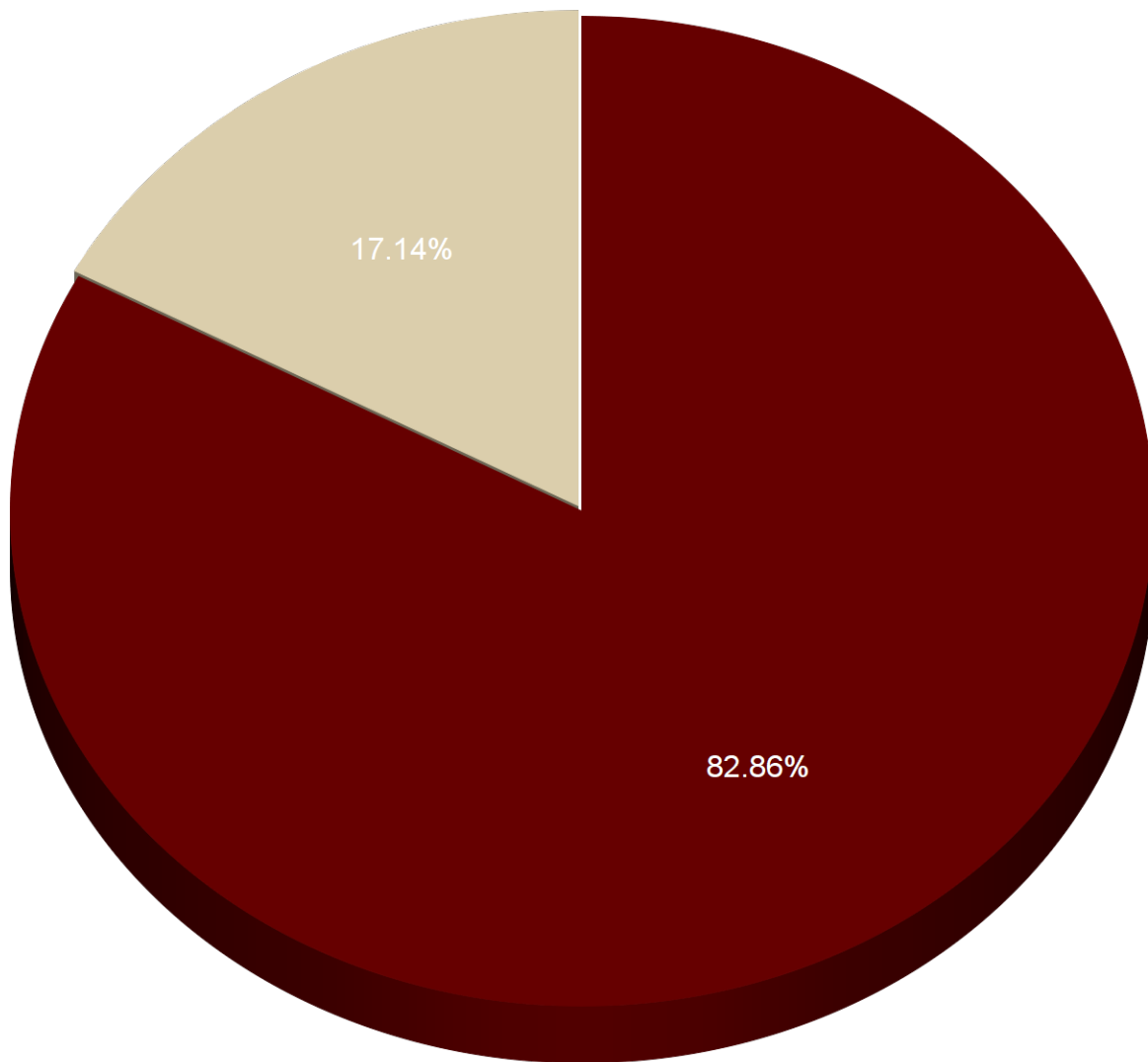
Respondents' Satisfaction with the College of Charleston



| College of Charleston | Very Dissatisfied | Dissatisfied | Neutral | Satisfied | Very Satisfied | N | Average Value |
|---|-------------------|--------------|---------|-----------|----------------|-----|---------------|
| Curriculum in your major | 4 | 6 | 20 | 100 | 78 | 208 | 4.16 |
| Instruction in your major | 5 | 8 | 20 | 89 | 86 | 208 | 4.17 |
| Curriculum in your general education program | 6 | 9 | 45 | 101 | 47 | 208 | 3.84 |
| Instruction in your general education program | 7 | 8 | 44 | 101 | 48 | 208 | 3.84 |
| Your overall academic experience | 3 | 5 | 25 | 102 | 73 | 208 | 4.14 |

College of Charleston 2016 Alumni Survey Results: Class of 2014-2015 Would Choose the College of Charleston Again

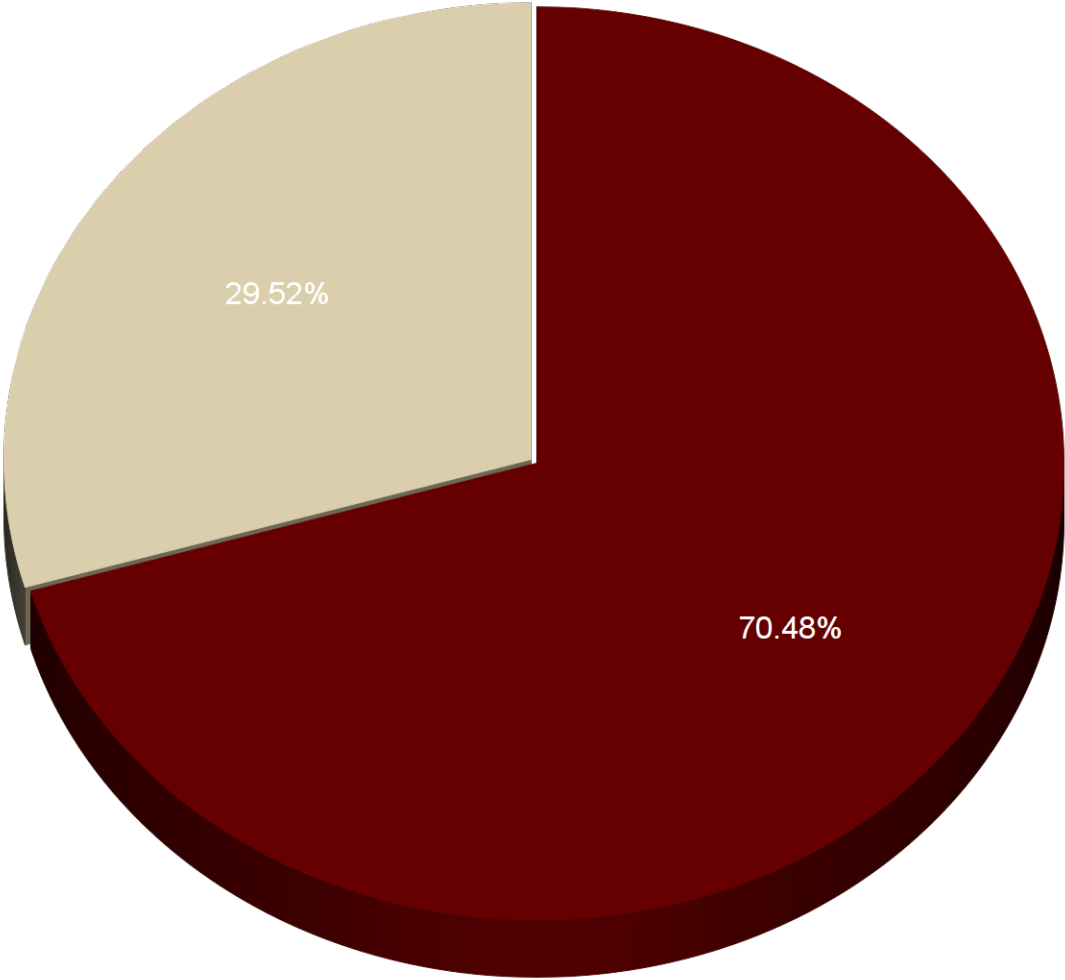
■ Yes
 ■ No



| Would Choose the College of Charleston Again | N | % |
|--|-----|---------|
| Yes | 174 | 82.86% |
| No | 36 | 17.14% |
| Total | 210 | 100.00% |

College of Charleston 2016 Alumni Survey Results: Class of 2014-2015 Would Choose the Same Major

■ Yes ■ No



| Would Choose the Same Major | N | % |
|-----------------------------|-----|---------|
| Yes | 148 | 70.48% |
| No | 62 | 29.52% |
| Total | 210 | 100.00% |

College of Charleston 2016 Alumni Survey Results: Class of 2014-2015 Career Opportunities Respondents Participated In

| Opportunity | Not at all | Some-what | Moderately | Strongly | N |
|--|------------|-----------|------------|----------|-----|
| Career related advanced education or training | 83 | 31 | 25 | 24 | 163 |
| Lifelong learning or personal enrichment studies outside your career area(s) | 58 | 48 | 27 | 28 | 161 |
| Professional or service organizations | 80 | 33 | 29 | 17 | 159 |
| Volunteer, public, or community service | 70 | 29 | 34 | 27 | 160 |
| Social or recreational organization | 69 | 25 | 31 | 35 | 160 |
| Support or participation in the arts | 69 | 26 | 36 | 29 | 160 |

| Opportunity | Never | Less often | Annually | Monthly | Weekly | N |
|--|-------|------------|----------|---------|--------|-----|
| Career related advanced education or training | 44 | 31 | 41 | 36 | 36 | 188 |
| Lifelong learning or personal enrichment studies outside your career area(s) | 33 | 34 | 26 | 37 | 53 | 183 |
| Professional or service organizations | 53 | 43 | 30 | 31 | 28 | 185 |
| Volunteer, public, or community service | 35 | 37 | 46 | 41 | 27 | 186 |
| Social or recreational organization | 34 | 35 | 22 | 44 | 51 | 186 |
| Support or participation in the arts | 42 | 34 | 38 | 43 | 28 | 185 |

College of Charleston 2016 Alumni Survey Results

Class of 2014-2015

Appendix A

Category of Current Status (“other” defined)

Full-time employed and full time graduate student
Entrepreneur
Employed full time and Graduate student
Traveling

Appendix B

Category of Current Employment (“other” defined)

| | | |
|-----------------------|------------------------|----------------------------|
| Accounting | Human Resources | Peace Corps |
| Peace Corps Volunteer | Retail | Food and Beverage |
| Archaeology | Higher Ed Admin | Pursuing a Juris Doctorate |
| Unemployed | Real Estate | Coach |
| Medical school | Capital Markets | School |
| Logistics | Software | Journalism |
| Product Development | Urban Planning | Coaching and fitness |
| Defense contractor | Commercial Real Estate | Fulbright Scholar Program |

Appendix C

Category of Methods to Obtain Current Employment (“other” defined)

| | |
|----------------------|--|
| Graduate school | Internship |
| Employer Temp agency | BCSD Job Fair |
| Indeed.com | Internships.com |
| Monster.com | CofC Office of Nationally Competitive Awards |
| Personal networking | Networking through College of Charleston |
| Recruiter | |

Appendix D

Category of Primary Job Search Methods (“other” defined)

Graduate school
Online
Indeed.com

Appendix E

Responses for Future Degrees (“other” defined)

Film School
2nd Master's Degree
Tech school

Appendix F

Complete List of Reported Graduate Institutions

| | | |
|------------------------------------|-----------------------------------|---|
| Converse College | PTCB | Samford University |
| George Mason University | Columbia University | Campbell University |
| Art Institute of Virginia | Pennsylvania State University | School of Osteopathic Medicine |
| Commonwealth University | Brooklyn Law School | SIUE |
| Simmons College | Boston University | University of South Carolina |
| Northeastern University | NC state university | The Citadel |
| Culinary Institute of Charleston | Goddard College | Webster U. |
| College of Charleston | CUNY | Palo Alto University |
| Stephen F. Austin State University | Clemson University | Dartmouth College |
| Golden Gate University | Shenandoah University | Lake Erie College of Osteopathic Medicine |
| University of Phoenix | MUSC | William and Mary |
| | Rutgers School of Dental Medicine | Northwestern University |
| | Elon University | Northern Arizona University |
| | School of Law | University of Cape Town |
| | Georgia Institute of Technology | University of Florida |
| | Liberty University | Coastal Carolina university |
| | Greenville Tech College | |
| | Ross University | |

Appendix G

Complete List of Reported Academic Disciplines

| | | |
|---|--------------------------------------|----------------------------------|
| G/T Endorsement | Public Health-Health Policy and | Education |
| Biology/Education | Management | DMS |
| Secondary Education | Masters of industrial design | Veterinary Medicine |
| Graphic Design | Environmental Studies | Nursing |
| Urban Planning | Counseling psychology | Doctor of Osteopathic Medicine |
| Library and Information Science: Archives | MBA | School Psychology |
| Discipline | Industrial Organizational Psychology | Library and Information Science |
| Public Health | Higher Education | Student Affairs |
| Event Management Certification | Business Administration | MBA |
| History | Communications | MS in Psychology |
| Student Affairs and Higher Education | Physician Assistant | Computer Science |
| Administration | Neuroscience | ESOL |
| Taxation | Nursing | Dentistry |
| MBA | Dentistry | MBA |
| MS in Psychology | Nursing | Journalism |
| Early Childhood Education | Nursing | Environmental Science and Policy |
| Pharmacy Technician | Law | Environmental Studies |
| Business | Computer Science | Public Health: Epidemiology |
| Computer Science | Accounting | GEOLOGICAL SCIENCES |
| Applied Statistics | Pharmacy | |
| Education | | |

Appendix H

Complete List of Reported 1st and 2nd Majors

| | | | | | |
|---|----|---------------------------------------|---|--|---|
| BADM - Business Administration | 26 | FRFS – French and Francophone Studies | 1 | PEHD - Physical Education | 2 |
| BIOL - Biology | 19 | FINC - Finance | 5 | BIOC - Biochemistry | 2 |
| PSYC - Psychology | 19 | ACCT - Accounting | 5 | ECON - Economics | 2 |
| POLI - Political Science | 19 | SOCY - Sociology | 5 | MATH - Mathematics | 1 |
| COMM - Communication | 17 | MKTG - Marketing | 4 | EVSS - Environmental Studies | 1 |
| PBHL - Public Health | 13 | EDEL - Elementary Education | 3 | FRFS - French & Francophone Studies | 1 |
| MBIO - Marine Biology | 11 | THTR – Theatre | 4 | GRMN - German | 1 |
| CSCI - Computer Science | 10 | PHYS - Physics | 1 | ARTS - Studio Art | 1 |
| ENGL - English | 10 | CHEM - Chemistry | 3 | CITA - Computing in the Arts | 1 |
| EXSC - Excercise Science | 8 | EDEC - Early Childhood Education | 3 | ATEP - Athletic Training | 1 |
| INTL - International Studies | 8 | URST - Urban Studies | 2 | EDSP - Special Education | 1 |
| INTB - International Business | 8 | ARTH - Art History | 2 | XBAD - Pre-Major Business Administration | 1 |
| ARTM - Arts Management | 8 | EDCG - Secondary Education Cognate | 2 | REAC - REACH Certificate Program | 1 |
| GEOL - Geology | 7 | WGST - Women's and Gender Studies | 2 | EDSH - Spanish | 1 |
| ANTH - Anthropology | 6 | INFS - Computer Information Sciences | 2 | DANC - Dance | 1 |
| HTMT - Hospitality and Tourism Management | 6 | MUSC - Music | 2 | DATA - Data Science | 1 |
| HPCP - Historic Preservation and Community Planning | 5 | | | CSIS - Computer and | |
| HIST - History | 6 | | | | |
| Information Sciences | 1 | | | | |